

ProStopp® DS

Double Block and Bleed Isolation Tool

Size: 4- to 12-inch

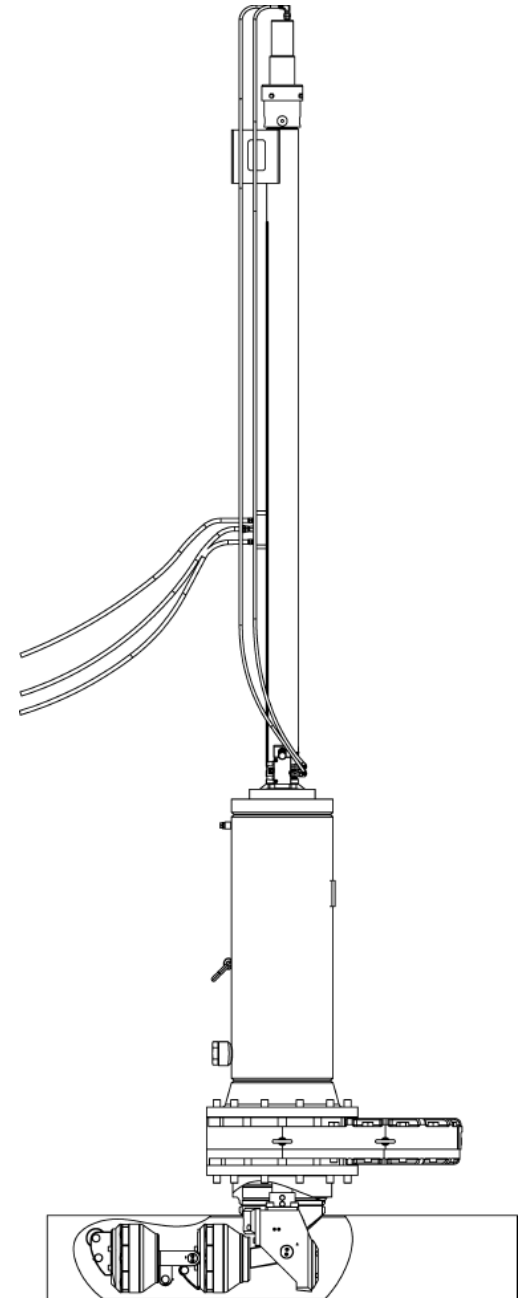


T.D. Williamson

Bulletin No: 2020.003.08

Version: 07.2023

Supersedes: 2020.003.07 (06.2022)



Description

ProStopp DS is a double block and bleed isolation tool designed to efficiently and economically block flow in a pipeline for repairs, relocations, or tie-ins. This hydraulically activated isolation tool uses an energized seal which allows for one sealing element to cover multiple wall thickness per nominal pipe size. The sealing elements can also be used more than once. The double block and bleed feature increases sealing success while decreasing overall risk and completion time.

Features

Once the tool has been inserted into the pipeline, the ProStopp DS sealing elements expand to compress against the inner wall of the pipe. An integrated chip sweep allows for sweeping without the need for separate tools. The plugging head is smaller than the pipeline inner diameter allowing for easier insertion and retraction.

The ProStopp DS is designed for use with existing TDW SHORSTOPP® fittings and valves, as well as the SHORCUTT® valve. The energized seal accommodates all wall thicknesses from Sch 10 to Sch 60 and bleeds through the housing to eliminate the need for a purge fitting between the two plugging heads.

ProStopp DS maximum isolation pressure is 300 psi (20.6 bar), and can be used in carbon steel lines for gas, liquid, or refined oil products at temperatures from 10°F to 180°F.



ProStopp DS Isolation Tool

Tool Stack-up/Stroke Calculation

Size		Weld Fitting		Spherical Tee 150#		3-Way Tee 150#		Split Tee 300D		Spherical Tee 300D (.5DF)		3-Way Tee 300D	
Inches	mm	Inches	mm	Inches	mm	Inches	mm	Inches	mm	Inches	mm	Inches	mm
6	152	30	762	31	791	38	968	29	742	31	777	41	1030
8	203	35	898	36	904	44	1137	35	889	37	929	49	1246
10	254	48	1226	49	1246	60	1524	58	1460	60	1512	75	1894
12	305	49	1251	50	1258	63	1601	51	1287	53	1350	71	1797

Jackscrew Actuator Kit*

Size**	Actuator Travel		Overall Length		Weight		Rate of Travel/Revolution		Part Number
	Inches	mm	Inches	mm	Lbs.	Kg.	Inches	mm	
Small	39	997	56	1445	145	66	1/5	5	12363575
Medium	55	1397	73	1854	190	86	1/5	5	12363597
Large	75	1905	93	2366	231	105	1/5	5	12363595

* Kit includes Actuator, Decal, Face Spanner Wrench, Crank, Cap Screw and Hex Keys

**Make sure you compare actuator travel to the stroke calculation table above to ensure the selection of the right size of actuator

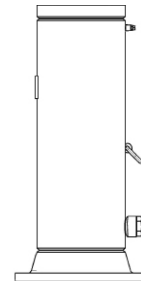
Plugging Heads

Size		Part Number	Max. Working Pressure in psi	Weight	
Inches	DN			Lbs.	Kg.
4	100	12365711	300	20	9
6	150	12353369	300	51	23
8	200	12355257	300	114	52
10	250	12357565	300	229	104
12	300	12350480	300	392	178



Housings

Size		Flange Class	Max. Working Pressure in psi	Weight		Part Number
Inches	DN			Lbs.	Kg.	
4	100	150	285	37	17	12365762
4	100	300	285	57	26	12366654
6	150	150	285	70	32	12354246
6	150	300	300	88	40	12355805
8	200	150	285	110	50	12355404
8	200	300	300	136	62	12355951
12	300	150	285	244	111	12351505
12	300	300	300	244	111	12358642





ProStopp DS Isolation Tool

Seal Kits*

Size		MWP	
Inches	DN	Part Number	psi
4	100	12367610	300
6	150	12366725	300
8	200	12366726	300
10	250	12366727	300
12	300	12366728	300

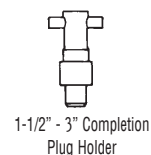


* Kit includes Chip Sweep and 2 Seals

Completion Plug Holders*

Size			Weight	
Inches	DN	Part Number	Lbs.	Kg.
4 - 8	100 - 200	07-0334-0000	2	1
10 - 12	250 - 300	07-0335-0000	2	1

*ProStopp DS does not set completion plugs. Completion machine required. See Part Number 07-1034-0000.



1-1/2" - 3" Completion Plug Holder



Typical 4" - 12" Completion Plug Holder

Kits

Type	Part Number
Air Motor	12362756
Hydraulic Pump Kit	12363568*
Extra Hose Kit	12378186
Transport Bracket Kit, 6inch	12382856
Transport Bracket Kit, 8inch	12382857
Transport Bracket Kit, 12inch	12382858

*Required

Test Rings*

Size (inch)	Part Number
4	12369158
6	12369159
8	12369160
10	12369161
12	12369162

* Quantity 2 needed. Test Rings included with purchase of plugging heads.



ProStopp DS Isolation Tool

Minor Maintenance Kit**/**

Size (inch)	Part Number
4	12367608
6	12363500
8	12363502
10	12363504
12	12363492

* Kit includes O-rings and Guide Ring

** Minor Maintenance Kits should be used at the same time as sealing element change-out is performed

Major Maintenance Kit*

Size (inch)	Part Number
4	12367609
6	12363499
8	12363501
10	12363503
12	12363445

* Kit includes O-rings and Guide Ring

Thin Wall Applications

Plugging Heads*

Size		Part Number	Max. Working Pressure in psi	Weight	
Inches	DN			Lbs.	Kg.
6	200	12382679	300	51	23
8	200	12382715	300	114	52
10	300	12382750	300	229	104
12	300	12382767	300	392	178

*For use in Thin Wall Applications only. CE Certified.



Housings*

Size		Flange	Max. Working Pressure in psi	Weight		Part Number
Inches	DN	Class		Lbs.	Kg.	
6	200	150	285	70	32	12364697
6	200	300	300	88	40	12364724
8	200	150	285	110	50	12364697
8	200	300	300	136	62	12364724
12	300	150	285	244	111	12364770
12	300	300	300	244	111	12364787

*For use in Thin Wall Applications only. CE Certified.

