

Tapping and SHORTSTOPP® Plugging Machine

Equipment Needed to Plug a 2" Gas Main to 500 psi

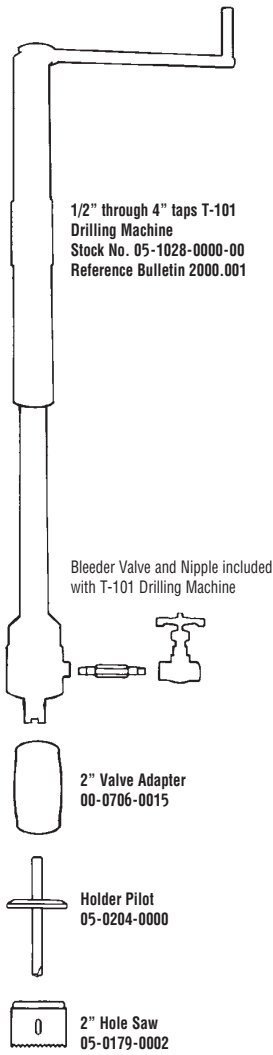


Data Sheet No. **SS500-2**

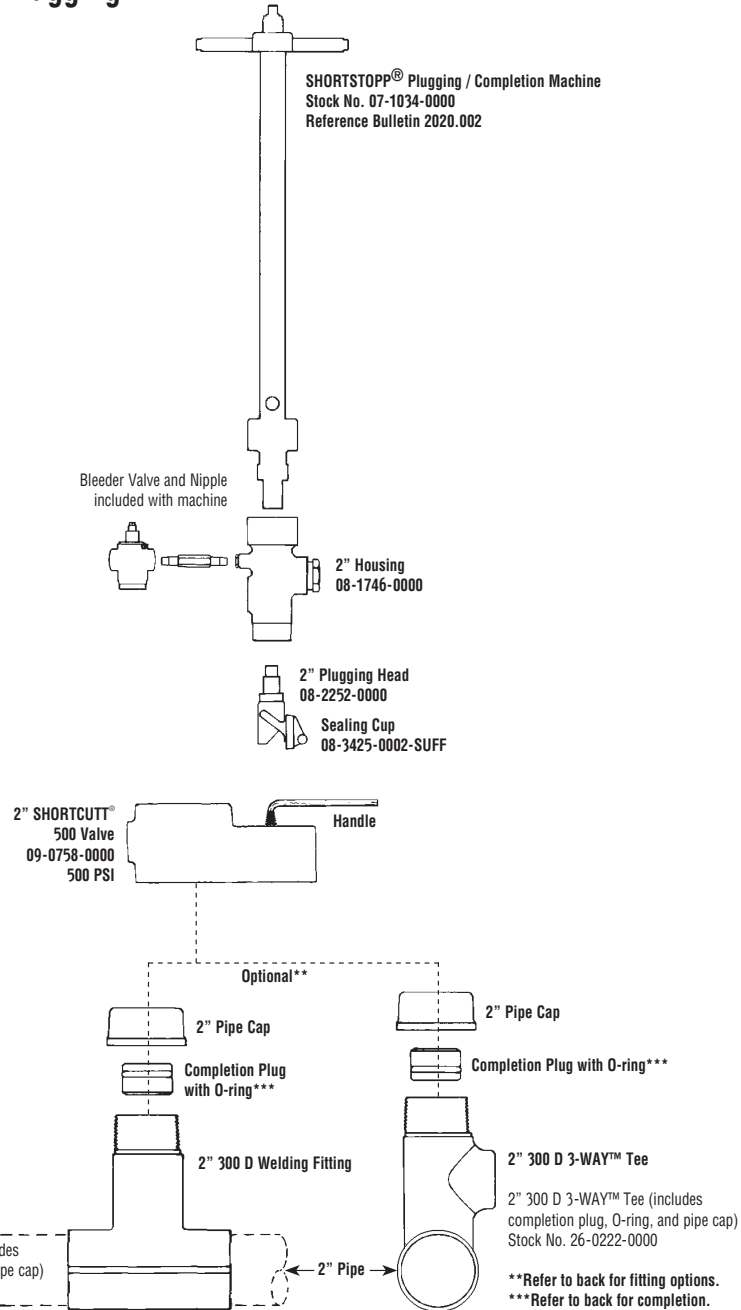
Date 11.2023

Supersedes:12.2018

Tapping



Plugging





Data Sheet No. **SS500-2**

Tapping and SHORTSTOPP® Plugging Machine **2" Gas Main to 500 psi**



■ **300 D Welding Fitting**
See Bulletin 2100.004



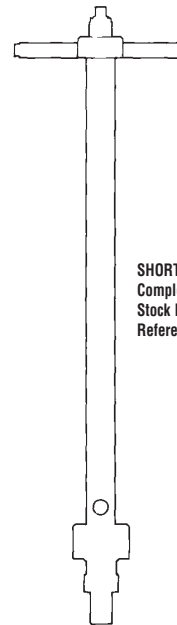
■ **300 D Spherical 3-WAY™ Tee**
See Bulletin 2100.008



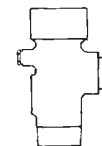
■ **300 D 3-WAY™ Tee**
See Bulletin 2100.006

■ Note: Consult your TDW representative for additional fitting options.

Completion



**SHORTSTOPP® Plugging/
Completion Machine**
Stock No. 07-1034-0000
Reference Bulletin 2020.002



2" Housing
08-1746-0000



Completion Plug Holder
07-0974-0000

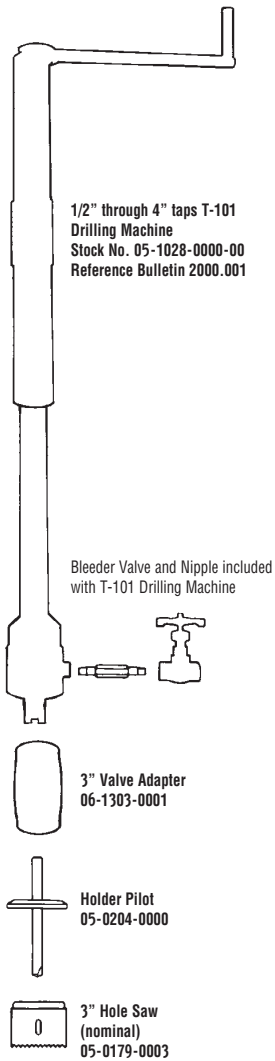
Tapping and SHORTSTOPP® Plugging Machine

Equipment Needed to Plug a 3" Gas Main to 500 psi

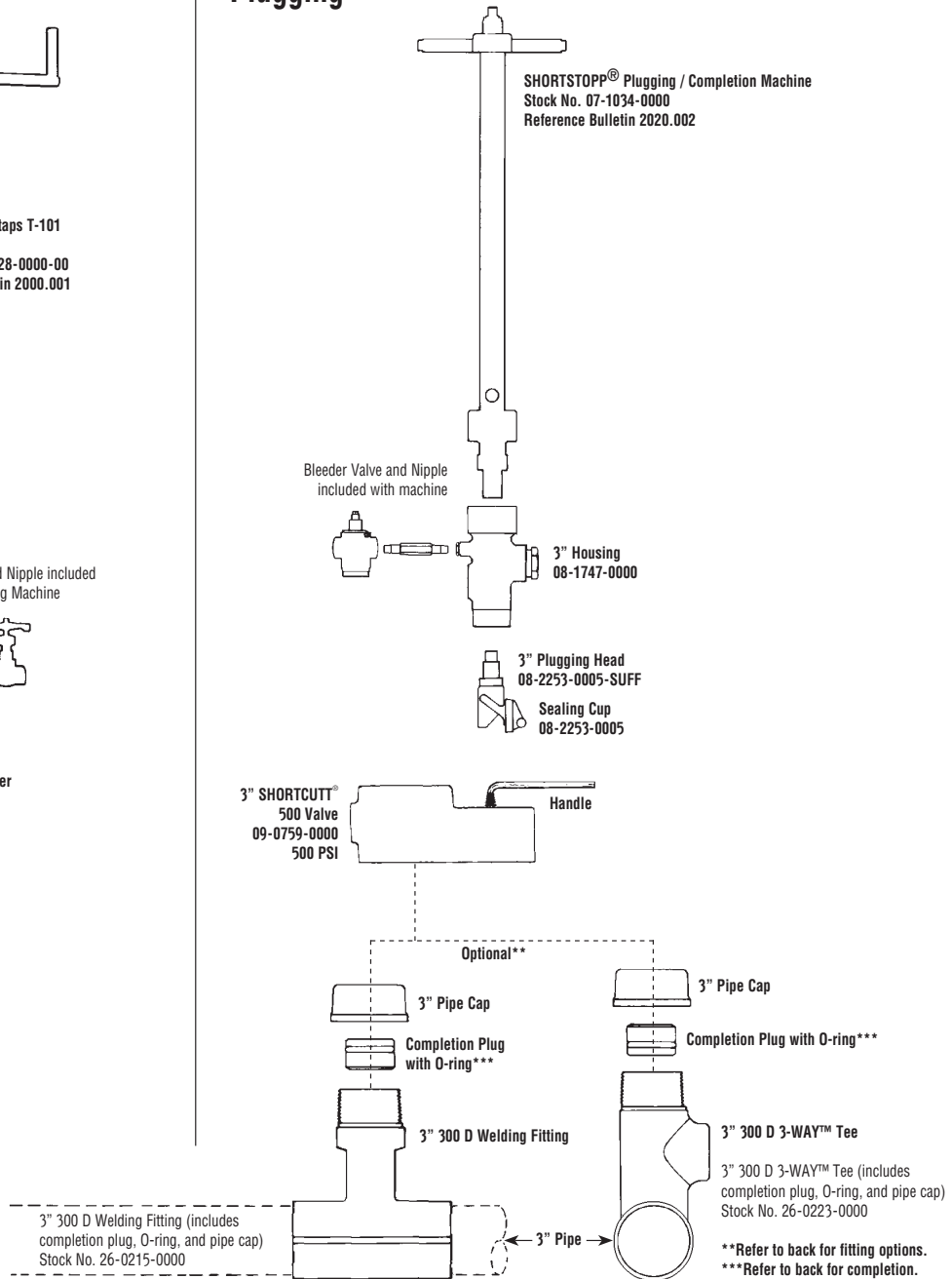


Data Sheet No. SS500-3

Tapping



Plugging





Data Sheet No. **SS500-3**

Tapping and SHORTSTOPP® Plugging Machine **3" Gas Main to 500 psi**



■ **300 D Welding Fitting**
See Bulletin 2100.004



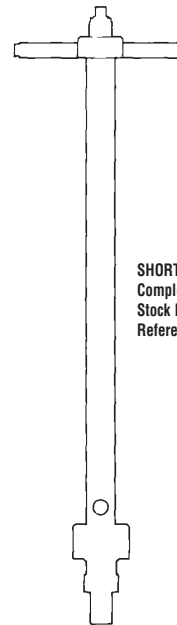
■ **300 D Spherical 3-WAY™ Tee**
See Bulletin 2100.008



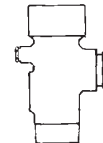
■ **300 D 3-WAY™ Tee**
See Bulletin 2100.006

■ Note: Consult your TDW representative for additional fitting options.

Completion



**SHORTSTOPP® Plugging/
Completion Machine**
Stock No. 07-1034-0000
Reference Bulletin 2020.002



3" Housing
08-1747-0000



Completion Plug Holder
07-0974-0000

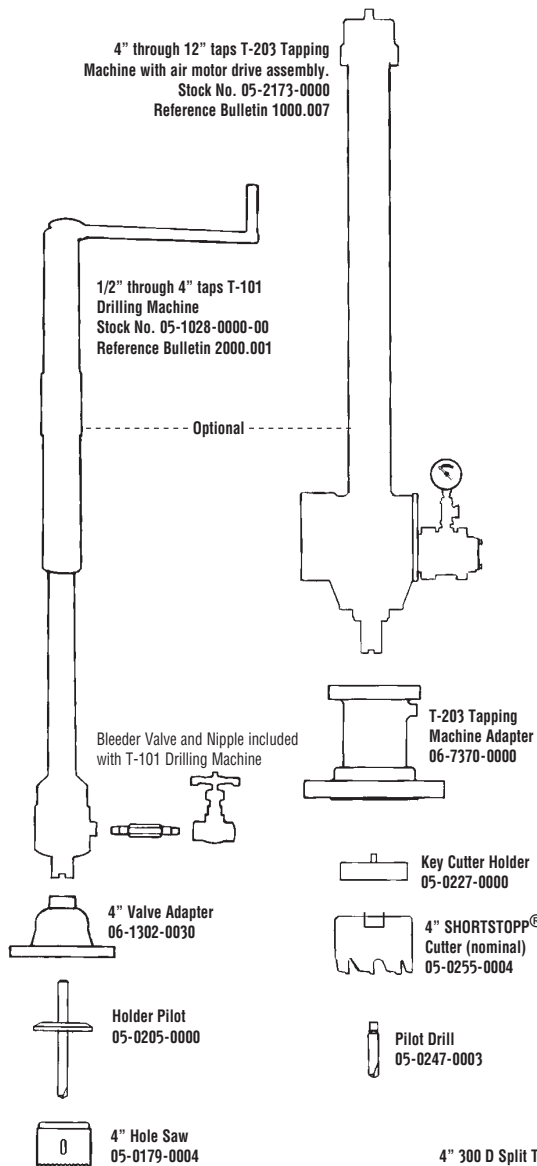


Data Sheet No. SS500-4

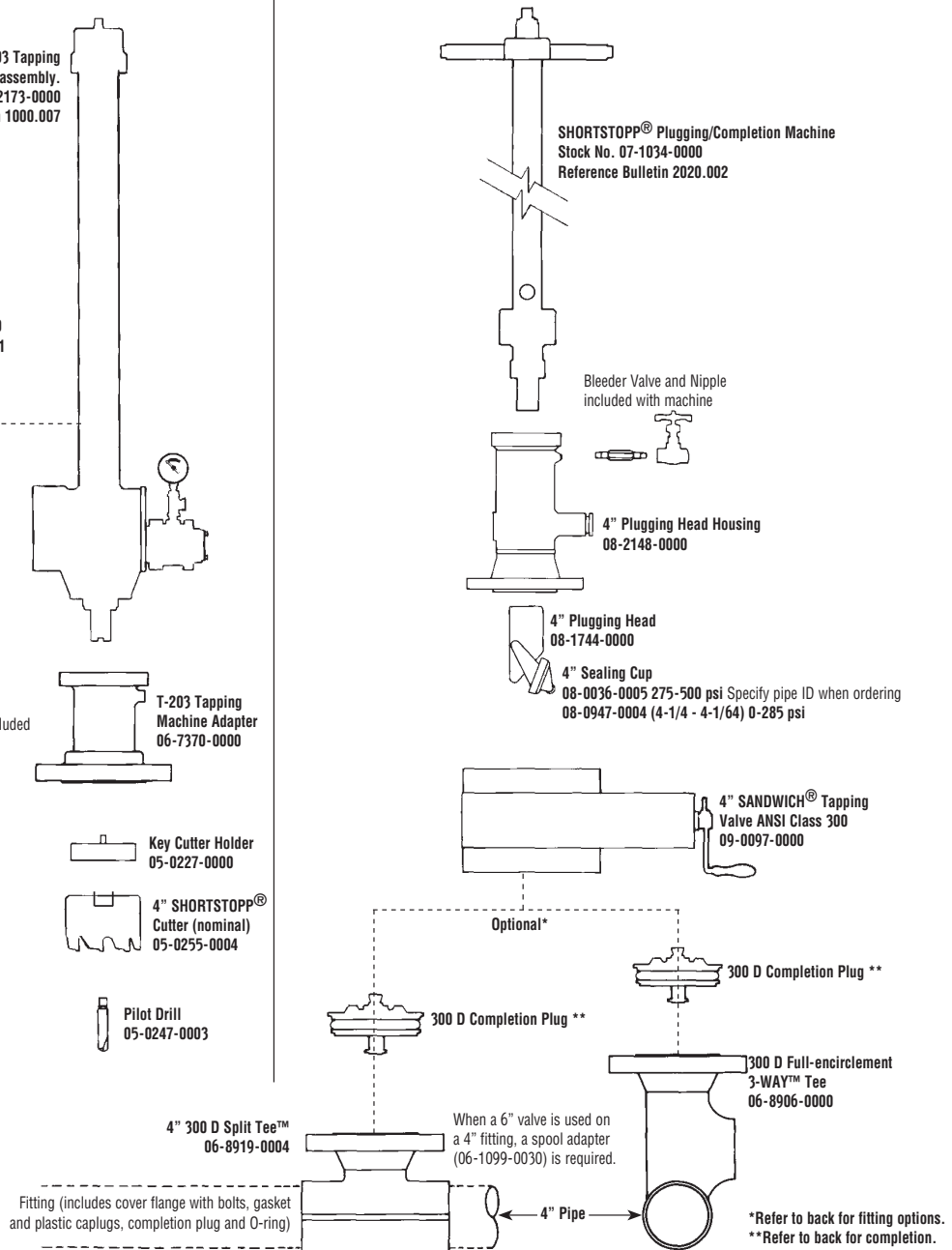
Tapping and SHORTSTOPP® Plugging Machine

Equipment Needed to Plug a 4" Gas Main to 500 psi Using Completion Machine

Tapping






Plugging





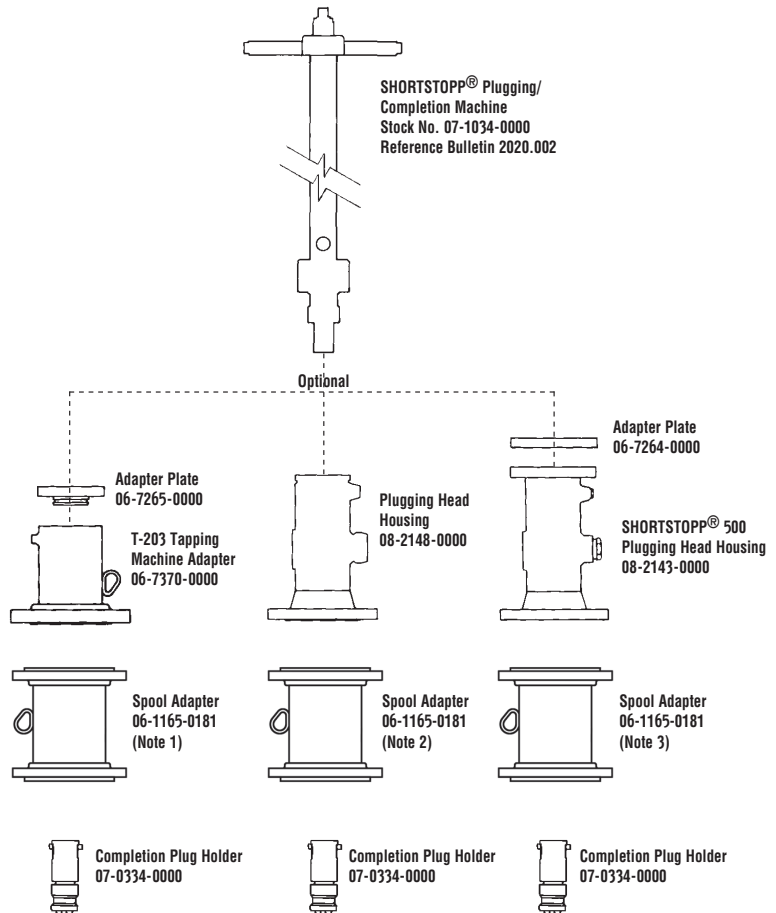
Data Sheet No. **SS500-4**

Tapping and **SHORTSTOPP®** Plugging Machine 4" Gas Main to 500 psi



■ Note: Consult your TDW representative for additional fitting options.

Completion



- Note 1: 4-inch Spool Adapter required to set 4-inch SHORTPLUG™ with Guide Bars in all SHORTSTOPP 300D Split Tee Fittings using the 06-7370-0000 Housing
- Note 2: 4-inch Spool Adapter required to set 4-inch SHORTPLUG™ with Guide Bars in all SHORTSTOPP 300D 3-Way™ Tee Fittings using the 08-2148-0000 Housing
- Note 3: 4-inch Spool Adapter required to set 4-inch SHORTPLUG™ with Guide Bars in all SHORTSTOPP 300D 3-Way™ Tee Fittings using the 08-2143-0000 Housing

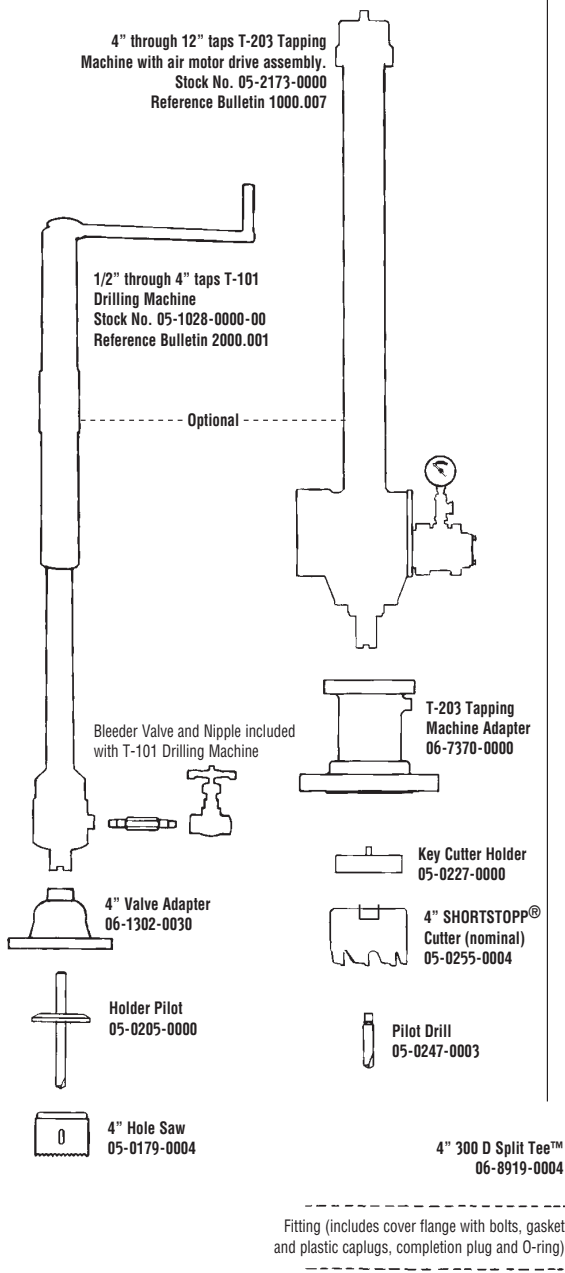


Data Sheet No. SS500-4A

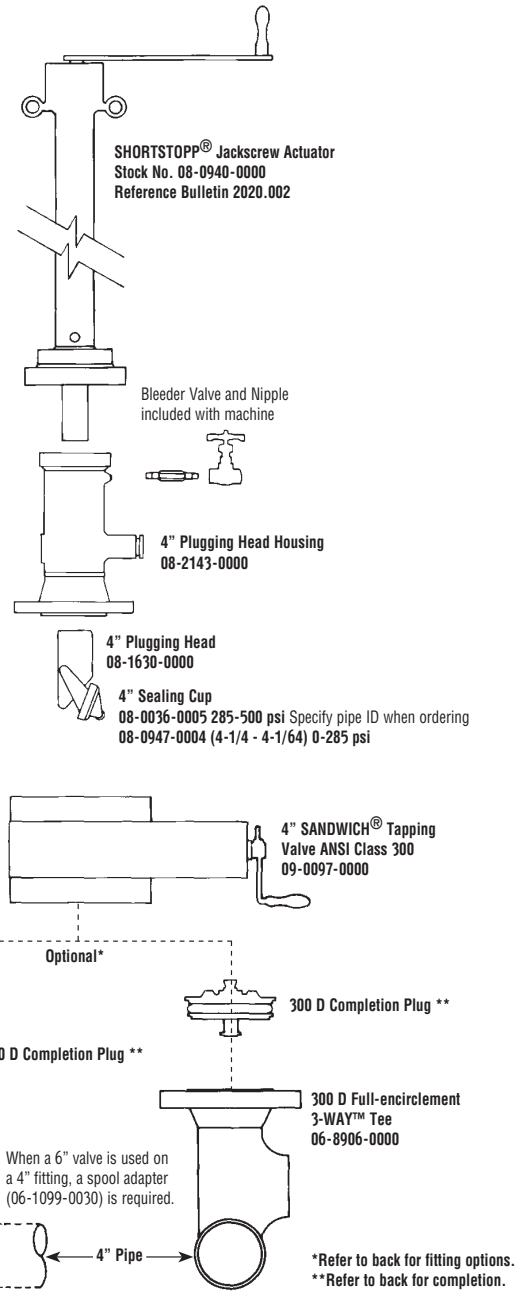
Tapping and SHORTSTOPP® Plugging Machine

*Equipment Needed to Plug a 4" Gas Main to 500 psi
using Jackscrew Actuator*

Tapping



Plugging





Data Sheet No. **SS500-4A**

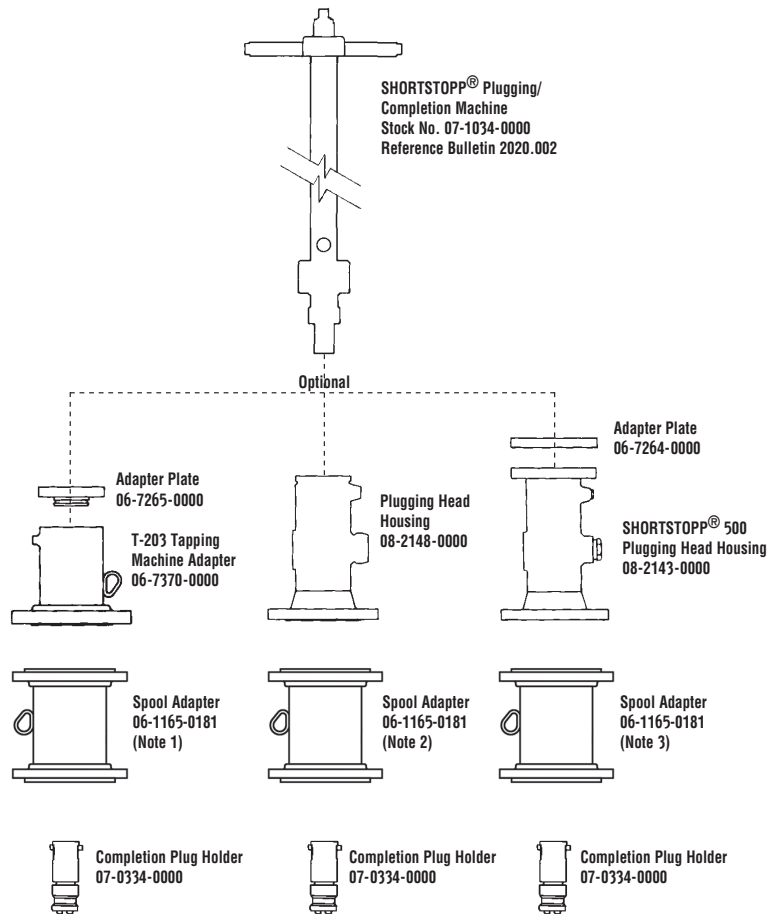
Tapping and **SHORTSTOPP®** Plugging Machine

4" Gas Main to 500 psi



■ **Note:** Consult your TDW representative for additional fitting options.

Completion



- **Note 1:** 4-inch Spool Adapter required to set 4-inch SHORTPLUG™ with Guide Bars in all SHORTSTOPP 300D Split Tee Fittings using the 06-7370-0000 Housing
- **Note 2:** 4-inch Spool Adapter required to set 4-inch SHORTPLUG™ with Guide Bars in all SHORTSTOPP 300D 3-Way™ Tee Fittings using the 08-2148-0000 Housing
- **Note 3:** 4-inch Spool Adapter required to set 4-inch SHORTPLUG™ with Guide Bars in all SHORTSTOPP 300D 3-Way™ Tee Fittings using the 08-2143-0000 Housing

Tapping and SHORTSTOPP® Plugging Machine

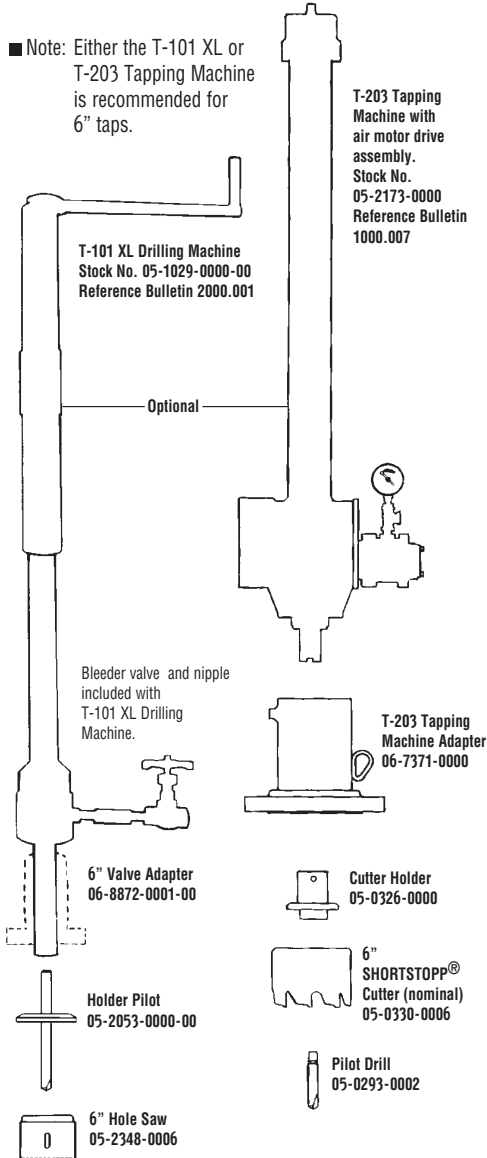


Data Sheet No. SS500-6

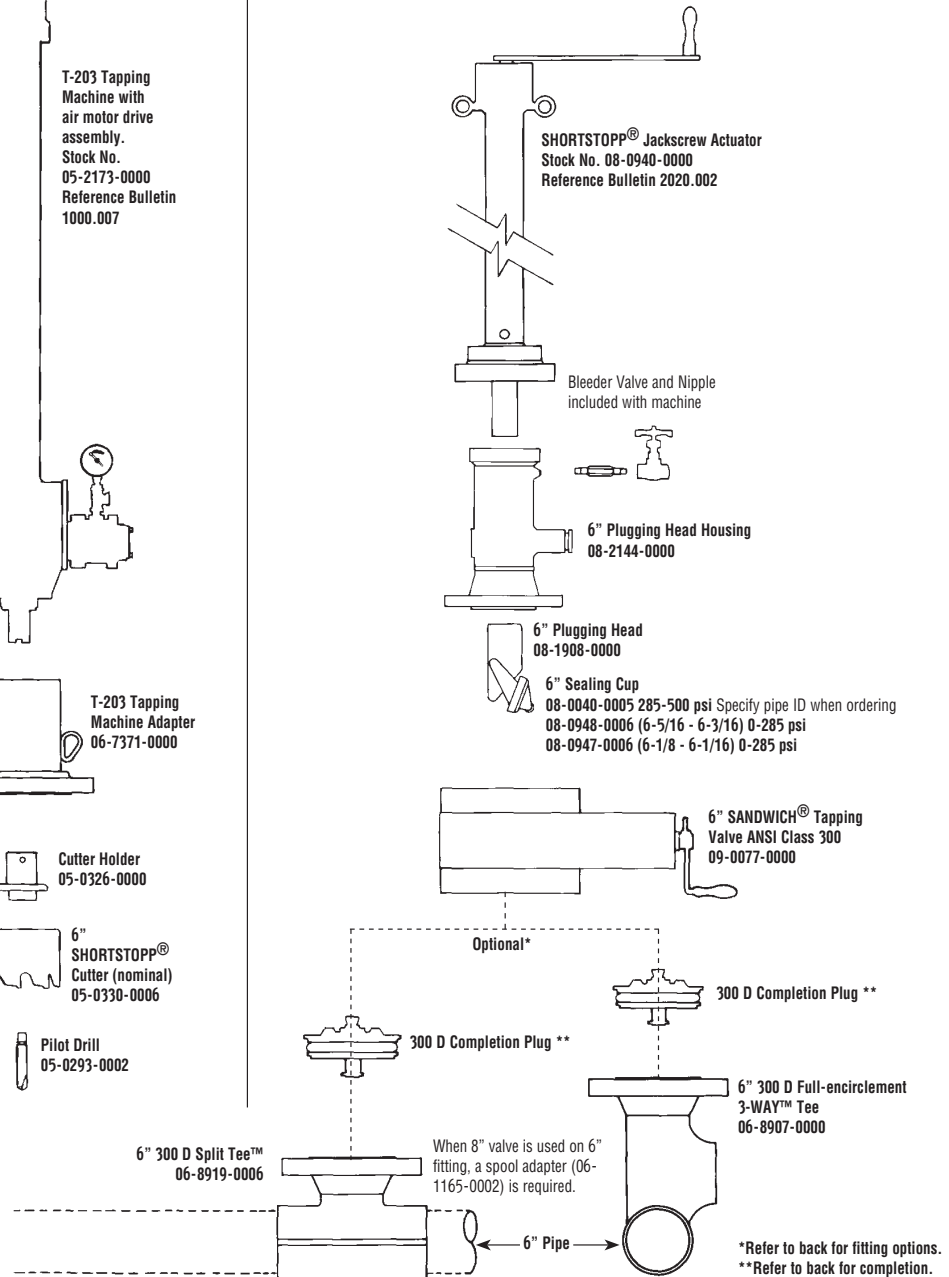
Equipment Needed to Plug a 6" Gas Main to 500 psi

Tapping

■ Note: Either the T-101 XL or T-203 Tapping Machine is recommended for 6" taps.



Plugging





Data Sheet No. **SS500-6**

Tapping and **SHORTSTOPP®** Plugging Machine 6" Gas Main to 500 psi

Optional

■ **Welding Fitting and SHORTPLUG™ with Guide Bars**
See Bulletin 2100.013

■ **Welding Fitting**
See Bulletin 2100.003

Optional

■ **Spherical 3-WAY™ Tee and SHORTPLUG™ with Guide Bars**
See Bulletin 2100.014

■ **Spherical 3-WAY™ Tee**
See Bulletin 2100.007

Optional

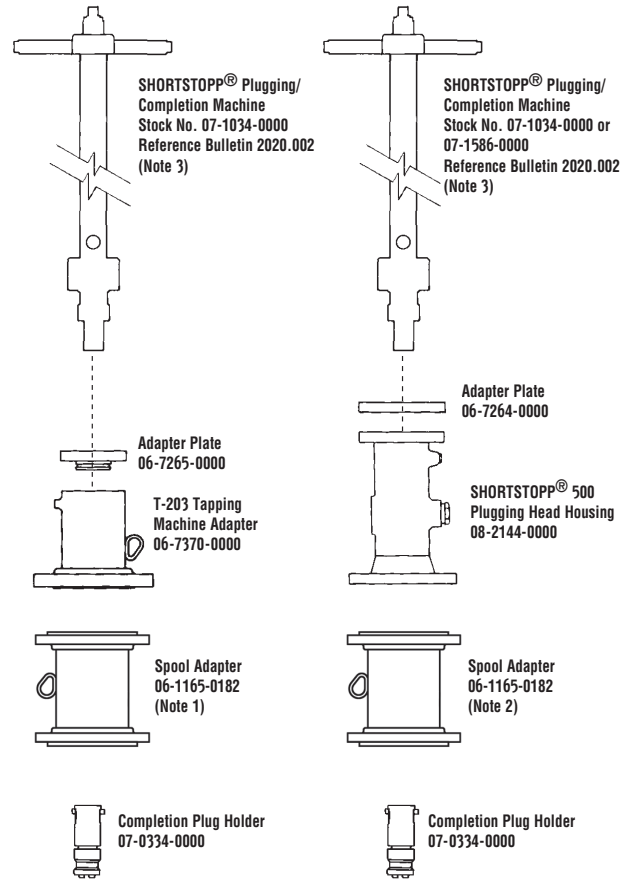
■ **3-WAY™ Tee and SHORTPLUG™ with Guide Bars**
See Bulletin 2100.012

■ **3-WAY™ Tee**
See Bulletin 2100.002

■ **Mechanical SHORTSLEEVE™ Fitting**
See Bulletin 2110.001

■ **Note:** Consult your TDW representative for additional fitting options.

Completion



- **Note 1:** 6-inch Spool Adapter required to set 6-inch SHORTPLUG™ with Guide Bars in SHORTSTOPP 300D 3-Way™ Tee and Spherical Fittings using the 06-7371-0000 Housing.
- **Note 2:** 6-inch Spool Adapter required to set 6-inch SHORTPLUG™ with Guide Bars in all SHORTSTOPP 300D 3-Way™ Tee Fittings using the 08-2144-0000 Adapter. Also required is the 07-1586-0000 Completion Machine with 48-inch travel.
- **Note 3:** 07-1586-0000 Completion Machine with 48-inch travel is required to set 6-inch SHORTPLUG™ with Guide Bars in SHORTSTOPP 300D 3-Way™ Tee Fittings using the 08-2144-0000 Housing.

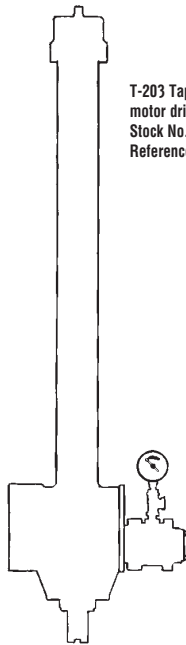
Tapping and SHORTSTOPP® Plugging Machine

Equipment Needed to Plug a 8" Gas Main to 500 psi



Data Sheet No. SS500-8

Tapping



T-203 Tapping Machine with air motor drive assembly.
Stock No. 05-2173-0000
Reference Bulletin 1000.007



T-203 Tapping Machine Adapter
06-7372-0000



Cutter Holder
05-0326-0006



8" SHORTSTOPP®
Cutter (nominal)
05-0330-0008

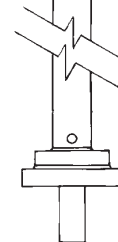


Pilot Drill
05-0293-0003

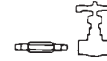
Plugging



SHORTSTOPP® Jackscrew Actuator
Stock No. 08-0940-0000
Reference Bulletin 2020.002



Bleeder Valve and Nipple
included with machine



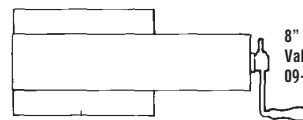
8" Plugging Head Housing
08-2145-0000



8" Plugging Head
08-1909-0000

8" Sealing Cup

08-0246-0005 285-500 psi Specify pipe ID when ordering
08-0948-0008 (8-11/32 - 8-1/16) 0-285 psi
08-0947-0008 (8 - 7-31/32) 0-285 psi



8" SANDWICH® Tapping
Valve ANSI Class 300
09-0064-0000

Optional*



300 D Completion Plug **



300 D Completion Plug **



8" 300 D Full-Encirclement
3-WAY™ Tee
06-8908-0000



8" 300 D Split Tee
06-8919-0008




*Refer to back for fitting options.
**Refer to back for completion.

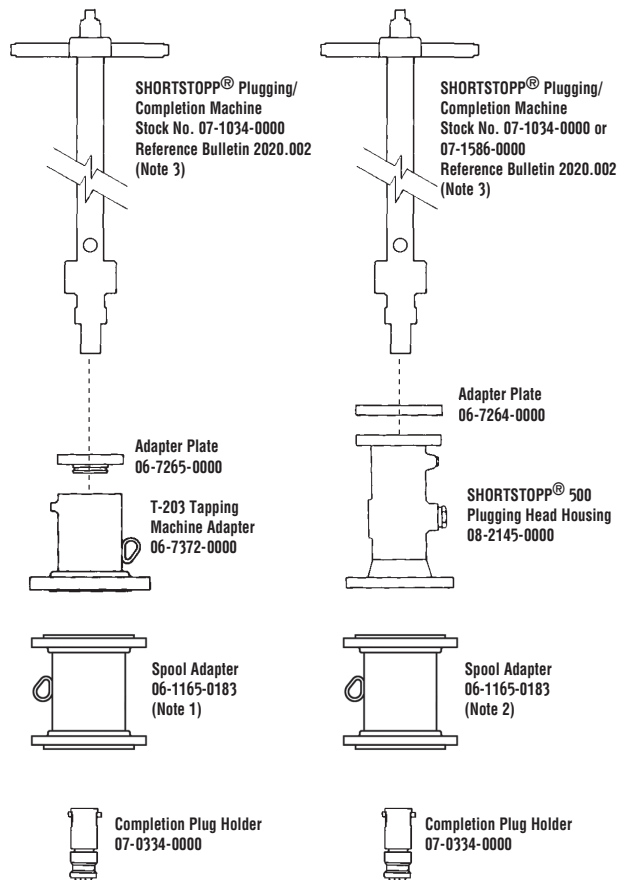


Data Sheet No. **SS500-8**

Tapping and **SHORTSTOPP®** Plugging Machine 8" Gas Main to 500 psi



Completion



- Note 1: 8-inch Spool Adapter required to set 8-inch SHORTPLUG™ with Guide Bars in SHORTSTOPP 300D 3-Way™ Tee Fittings using the 06-7372-0000 Housing.
- Note 2: 8-inch Spool Adapter required to set 8-inch SHORTPLUG™ with Guide Bars in all SHORTSTOPP 300D 3-Way™ Tee Fittings using the 08-2145-0000 Adapter. Also required is the 07-1586-0000 Completion Machine with 48-inch travel.
- Note 3: 07-1586-0000 Completion Machine with 48-inch travel is required to set 8-inch SHORTPLUG™ with Guide Bars in SHORTSTOPP 300D 3-Way™ Tee Fittings using the 08-2145-0000 Housing.

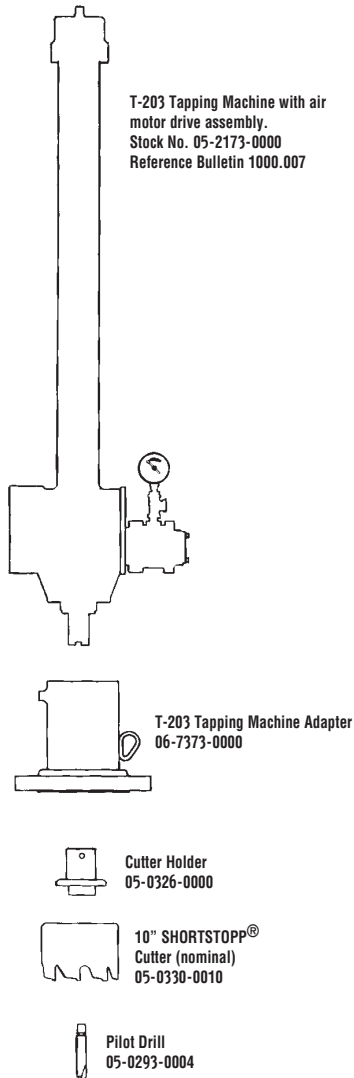


Tapping and SHORTSTOPP® Plugging Machine

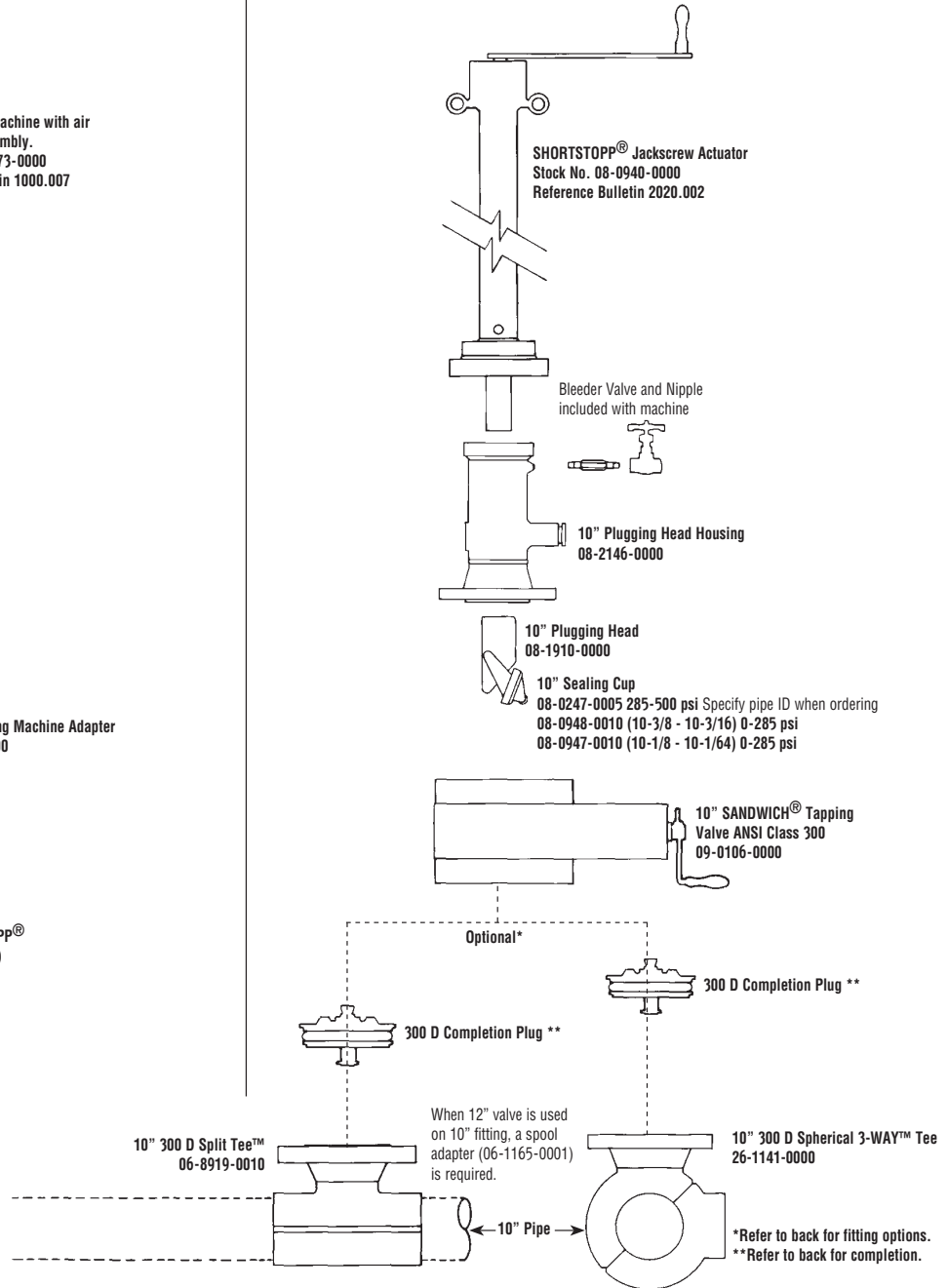
Data Sheet No. SS500-10

*Equipment Needed to Plug a 10" Gas Main to 500 psi
through a 10-inch 300D Split Tee or Spherical Fitting*

Tapping




Plugging






Data Sheet No. **SS500-10**

Tapping and **SHORTSTOPP®** Plugging Machine 10" Gas Main to 500 psi through a 10-inch **SHORTSTOPP®** 300D Split Tee or Spherical Fitting

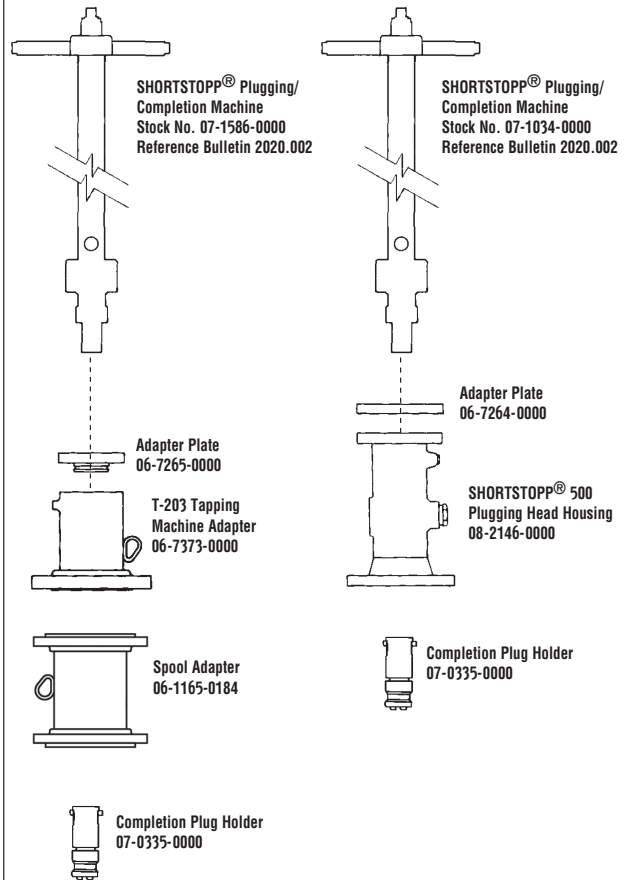


■ **300 D Full-encirclement Split Tee™**
See Bulletin 2100.004



■ **300 D Spherical 3-WAY™ Tee**
See Bulletin 2100.008

Completion



■ Note 1: For Tapping and Plugging through a **SHORTSTOPP®** 300D 3-Way Tee™ see SS500-10A Data Sheet.

■ Note 2: Consult your TDW representative for additional fitting options.

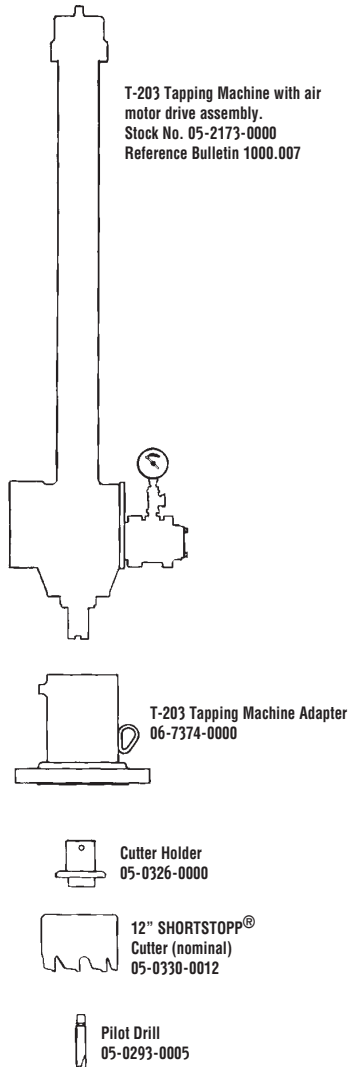
Tapping and SHORTSTOPP® Plugging Machine



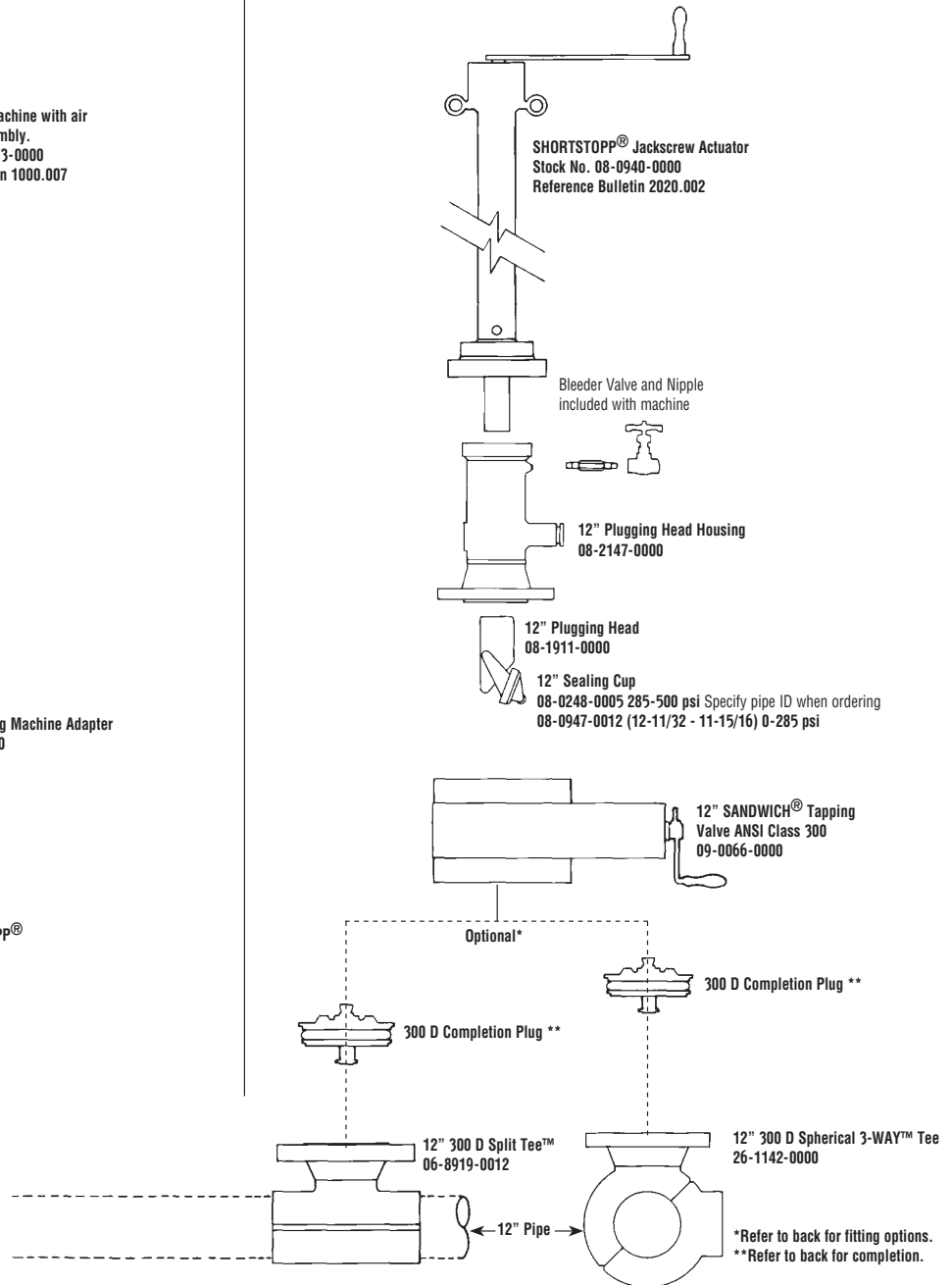
Data Sheet No. SS500-12

*Equipment Needed to Plug a 12" Gas Main to 500 psi
through a 12-inch 300D Split Tee or Spherical Fitting*

Tapping



Plugging






Data Sheet No. **SS500-12**


Tapping and **SHORTSTOPP®** Plugging Machine

12-inch Gas Main to 500 psi through a 12-inch **SHORTSTOPP®** 300D Split Tee or Spherical Fitting



■ **300 D Full-encirclement Split Tee™**
See Bulletin 2100.004

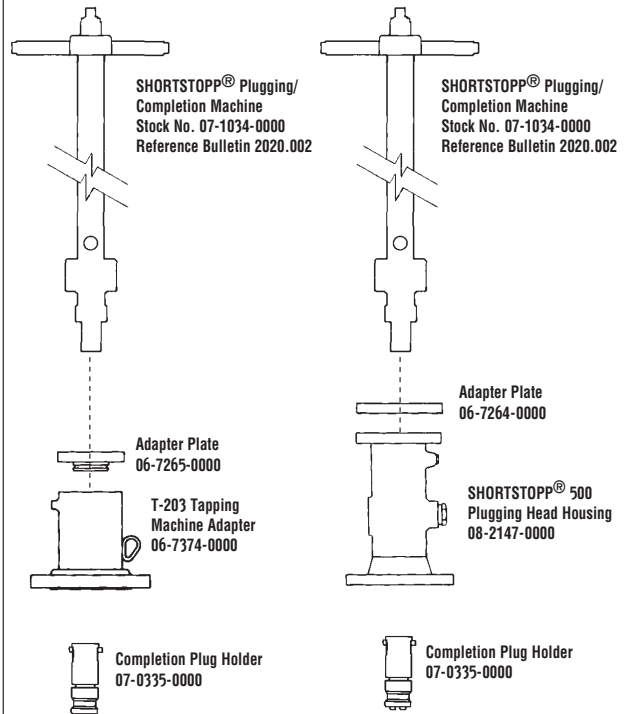
■ **SHORTSTOPP® 300D Split Tees and SHORTPLUG™ with Guide Bars**
See Bulletin 2100.004



■ **300 D Spherical 3-WAY™ Tee**
See Bulletin 2100.008

■ **300D Spherical 3-Way™ Tee and SHORTPLUG™ with Guide Bars**
See Bulletin 2100.017

Completion



■ **Note 1:** For Tapping and Plugging through a **SHORTSTOPP®** 300D 3-Way Tee™ see SS500-12A Data Sheet.

■ **Note 2:** Consult your TDW representative for additional fitting options.

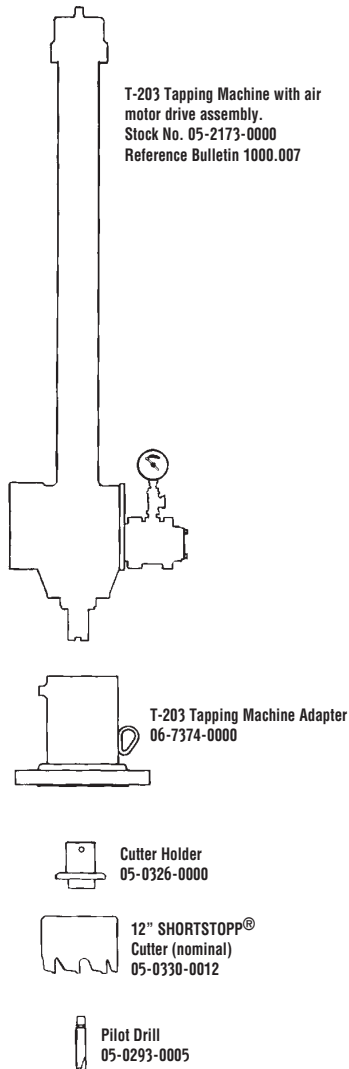
Tapping and SHORTSTOPP® Plugging Machine



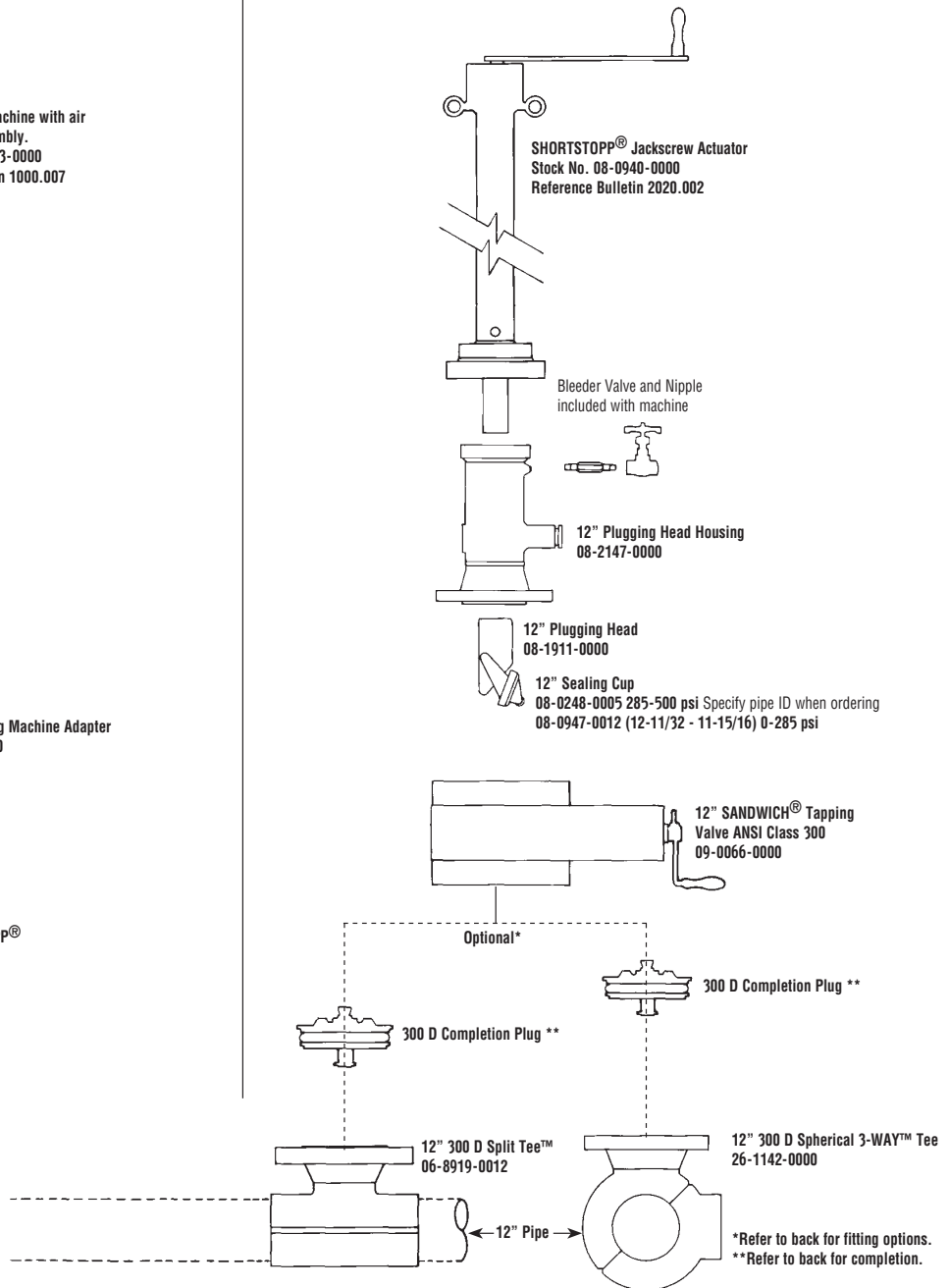
Data Sheet No. SS500-12A

*Equipment Needed to Plug a 12" Gas Main to 500 psi
through a 12-inch 300D Split Tee or Spherical Fitting*

Tapping




Plugging






Data Sheet No. **SS500-12A**

Tapping and **SHORTSTOPP®** Plugging Machine 12-inch Gas Main to 500 psi through a 12-inch **SHORTSTOPP®** 300D Split Tee or Spherical Fitting

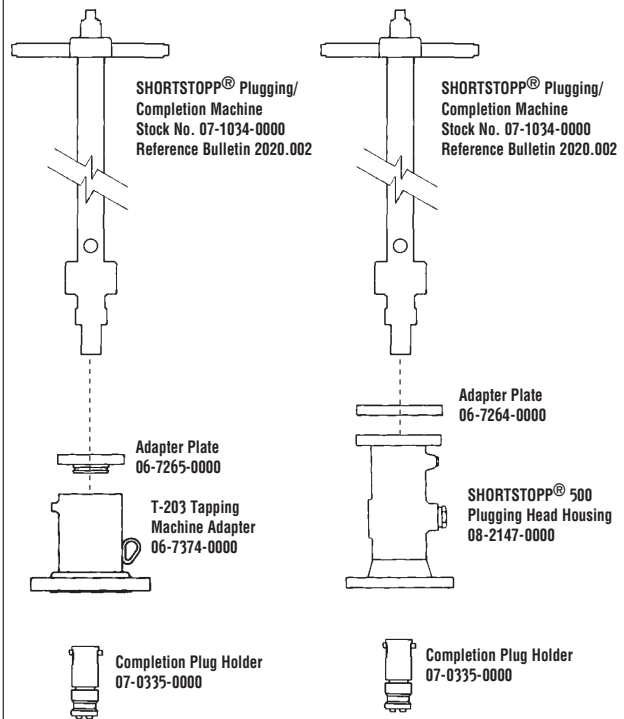


■ **300 D Full-encirclement Split Tee™**
See Bulletin 2100.004



■ **300 D Spherical 3-WAY™ Tee**
See Bulletin 2100.008

Completion



■ Note 1: For Tapping and Plugging through a **SHORTSTOPP®** 300D 3-Way Tee™ see SS500-12A Data Sheet.

■ Note 2: Consult your TDW representative for additional fitting options.