



TDW Tapping Fittings

ASME B31.3 - Sizes: 4- through 12- and 16-inch



T.D. Williamson, Inc.

Bulletin No: 1110.004.01

Date: November 2008


Cross Indexing No: n/a

Supersedes: January 2008



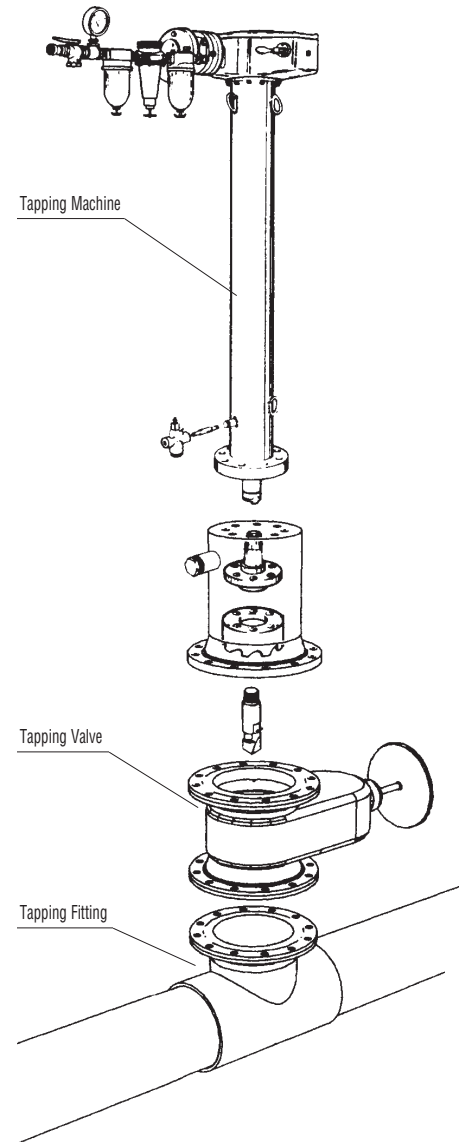
■ Tapping Fitting

Blind flange, studs, nuts and gasket sold separately



New fittings incorporate a designed and manufactured offset allowing the placement of back-up strips

■ Typical Tapping Setup



Description

Tapping fittings are full-branch split tees designed for use when connecting branch lines. They are offered in sizes 4- through 12- and 16-inch and meet B31.3 specifications for use in refinery and chemical plant piping systems. Fittings are equipped with RF or RTJ flanges.

Features

Flange-to-sleeve weld joints and sleeves are designed to meet pressure and reinforcement requirements of ASME codes, and are available in Class 150, 300 and 600. Other ASME Class ratings available upon request.

Fittings are manufactured with a controlled carbon equivalent to make welding easier in harsh environments. Back-up strips are provided for all fittings.

All pressure-containing welds on the fittings have undergone X-ray inspection per ASME requirements.

Fitting sleeves are an extruded type design. They

are manufactured from a pressure-vessel quality, normalized, killed carbon steel plate with hardness below Rc22.

The Charpy impact value of the sleeves at -50°F is 15 ft-lbs average with 12 ft-lbs minimum.

Options

- Rapid delivery: If the desired fitting meets standard specifications, it can be shipped from stock within two weeks in most cases.
- Choice of flanges.
- Available also to ASME B31.4 and B31.8 specifications.
- For B31.1, consult factory.

Use the grid inside to develop the part number for the tapping fitting of your choice*

Contact the factory for information concerning ordering of split sleeves (tees).

*Please confirm your choice with a Factory Representative

ISO 9001 Certified

Toll Free

1-888-TDWmSon (839-6766)



TDW Tapping Fittings - ASME B31.3

36 - XXXX - SIZE - XX

Example

36-1100-0404-01 is a Tapping Fitting 4" (run) x 4" (branch), with RF standard weight, A105 material flange, class 150, and A 537 CL. 1 TDW Std. sleeve material with back-up strips.

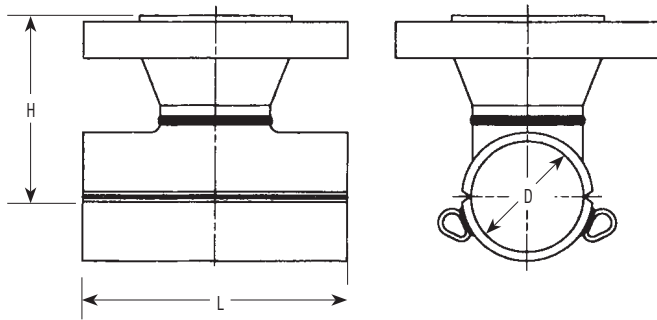
Flange Type & Sleeve Material

Part Number	Option
36-1100-XXXX-XX	150 LB
36-1101-XXXX-XX	300 LB
36-1102-XXXX-XX	600 LB

Run / Branch	
Inches (Nom.)	
04	04
06	06
08	08
10	10
12	12
16	16

Flange Type & Sleeve Material

Option	Size	Flange Material	Flange Type	Sleeve Material
01	4 - 12 & 16-Inch	A105N	RF	A537 CL 1
03	4 - 12 & 16-Inch	A105N	RF	A516 GR 70N
11	4 - 12 & 16-Inch	A105N	RTJ	A537 CL 1
13	4 - 12 & 16-Inch	A105N	RTJ	A516 GR 70N



Fitting Dimensions

Size Inches (Nom.)	Dim. H (in.) RF			Dim. H (in.) RTJ			Dim. D Inches	Dim L Inches
	Class 150	Class 300	Class 600	Class 150	Class 300	Class 600		
04	6.188	6.516	7.718	6.438	6.766	7.500	4.656	10.75
06	7.750	8.156	9.125	8.000	8.406	9.188	6.781	14.00
08	9.438	9.781	10.906	9.688	10.031	10.968	8.812	16.50
10	10.718	11.344	12.968	10.968	11.656	13.031	10.938	20.00
12	12.422	13.046	14.296	12.672	13.359	14.359	12.968	22.00
16	13.546	14.546	16.046	13.796	14.796	16.046	16.218	30.00

Fitting Weights and Pressure Ratings

Size Inches (Nom.)	Weight (lbs.)			Maximum Allowable Operating Pressure (in psi) @ -20 to 100°F with .72 design factor		
	Class 150	Class 300	Class 600	Class 150	Class 300	Class 600
04	40	45	60	285	740	1480
06	60	80	115	285	740	1155
08	90	120	165	285	740	915
10	160	200	290	285	740	965
12	250	300	390	285	740	930
16	460	570	690	285	740	965

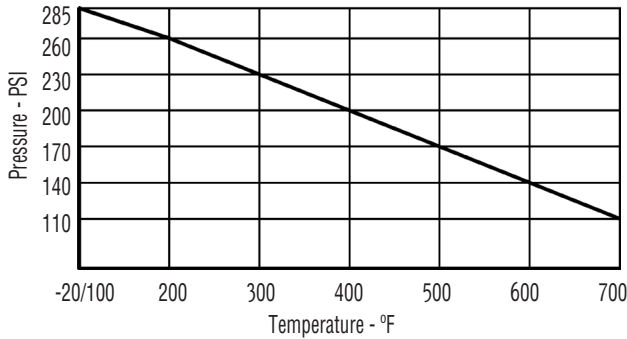
Consult factory for other pressure and temperature requirements



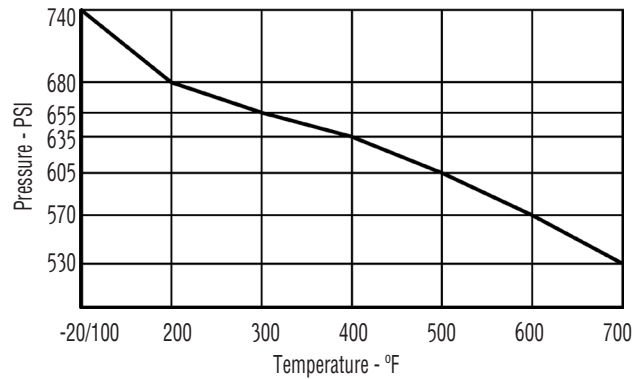
TDW Tapping Fittings - ASME B31.3

Pressure and Temperature Ratings

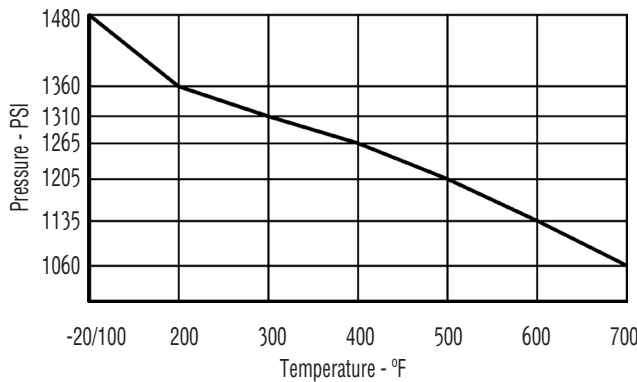
4-, 6-, 8-, 10, 12 and 16-inch 150 LB A105 Flange and A537 CL1 or A516 GR 70 Sleeve



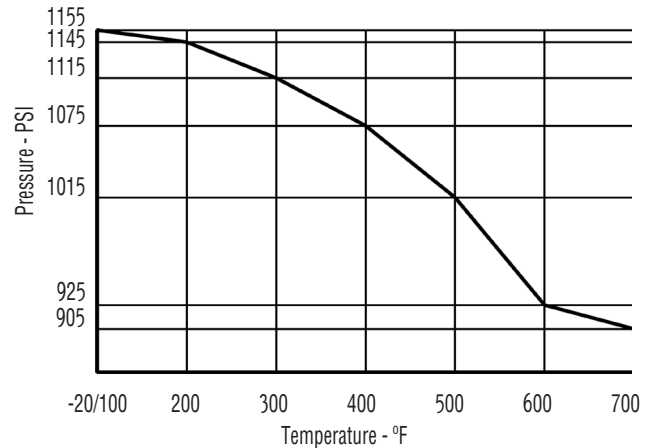
4-, 6-, 8-, 10, 12 and 16-inch 300 LB A105 Flange and A537 CL1 or A516 GR 70 Sleeve



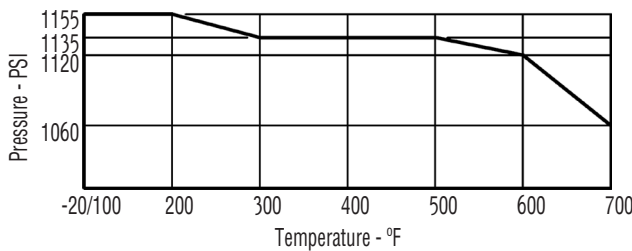
4-inch 600 LB A105 Flange and A537 CL1 or A516 GR 70 Sleeve



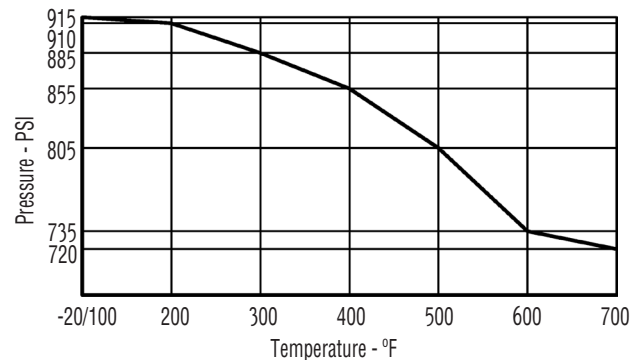
6-inch 600 LB A105 Flange and A516 GR 70 Sleeve



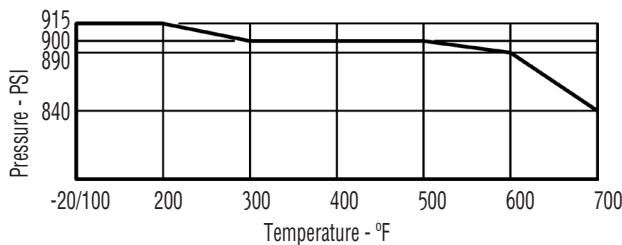
6-inch 600 LB A105 Flange and A537 CL1 Sleeve



8-inch 600 LB A105 Flange and A516 GR 70 Sleeve



8-inch 600 LB A105 Flange and A537 CL1 Sleeve

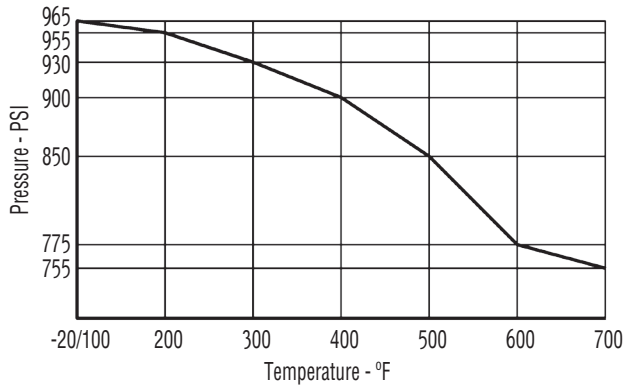




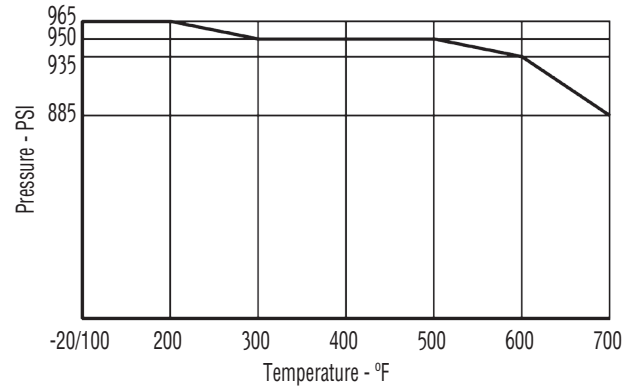
TDW Tapping Fittings - ASME B31.3

Pressure and Temperature Ratings

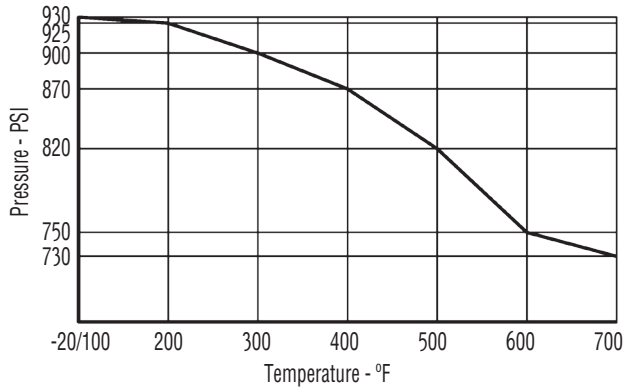
10-inch 600 LB A105 Flange and A516 GR 70 Sleeve



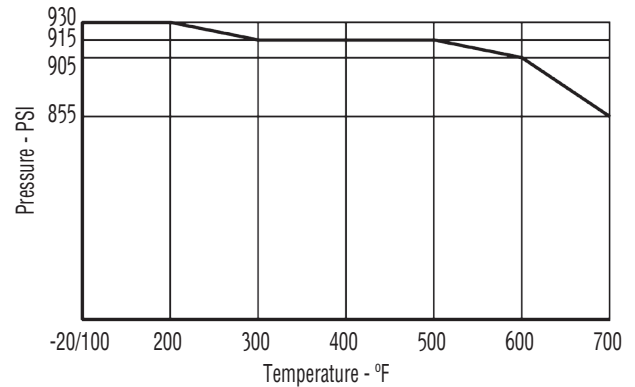
10-inch 600 LB A105 Flange and A537 CL1 Sleeve



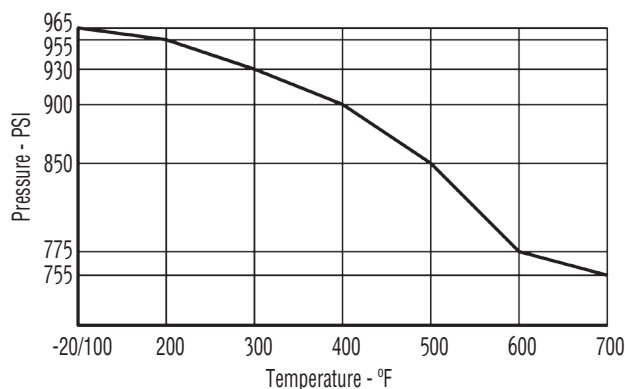
12-inch 600 LB A105 Flange and A516 GR 70 Sleeve



12-inch 600 LB A105 Flange and A537 CL1 Sleeve



16-inch 600 LB A105 Flange and A516 GR 70 Sleeve



16-inch 600 LB A105 Flange and A537 CL1 Sleeve

