



# SHORTSTOPP® Bolt-On Fittings


## Sizes: 2- through 12-inches



T.D. Williamson

Bulletin No: 2100.010.01  
Version: 06.2004  
Cross Indexing No: n/a  
Supersedes: 2100.010.00 (05. 2002)

■ Branch Type II Plugging Fitting  
4 x 3- inch Top Seal Shown



### Description

Plugging Fittings are designed for use with the TDW Tapping and SHORTSTOPP® Plugging Machine systems. They are used for main relocations, equipment tie-ins, lateral connections, line extensions and for making crossovers, and repairs, with temporary or permanent bypass and without shutdown.

Plugging fittings are available in sizes 2- through 12-inches. The 2- and 3-inch sizes have threaded equipment connections. The design of the 4- through 12-inch Type IIA Plugging Fitting requires a reusable bolt-on flange adapter, which adapts the fitting to TDW SHORTCUTT® and SHORTSTOPP Valves. Sizes 14-inches and larger are available.

Fittings come complete including the top half, bottom half, bolts, nuts, O-ring seals, gaskets, completion plug and blind flange or cap.

### Features

TDW's Bolt-On fittings can be used on a variety of pipe materials including steel, ductile iron and cast iron. They have a broad range of nominal pipe sizes and can allow for broad variances in actual outside diameters of pipe.

All fittings are designed to ASME B 31.8 standards. The maximum working pressure is 60 psig (4 bar) at 150°F ( 51°C).

The 2- and 3-inch Branch bodies are made from ASTM A-106 Grade B steel pipe. The 4- through 12-inch Branch fittings are either fabricated from ASTM A-105 and/or ASTM A-106 Grade B steel pipe. Sleeve body materials are ASTM A285 Grade C. Stud and nut materials come in ASTM B7 Studs or ASTM A304 Stainless Steel. The body-to-main O-Ring seal is 55 to 60 durometer Buna-N.

### Options

Plugging Fittings can be supplied in a Top Seal or Circumferential End Seal designs for the fitting-to-main attachment.

Top Seal Fittings can be supplied with a CSP package or an ESS package. The standard CSP package includes carbon steel hardware and primer coating. The ESS corrosion resistant package includes stainless steel hardware, Fusion Bonded Epoxy coating and an elastomer insulator.

Tapping Sleeves are available in a full range of sizes from 2- through 24-inches.

**Note:** Due to the broad range of cast iron pipe ODs and IDs in service, it is necessary to verify dimensions and consult the factory in advance of a fitting purchase to insure compatibility.



■ 4- to 12-inch Branch  
Type II Plugging Fittings  
(Top Seal Shown)

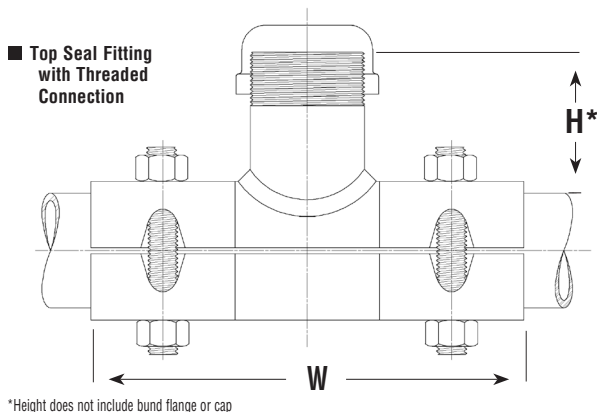
ISO 9001 Certified

**Toll Free**

**1-888-TDWmSon (839-6766)**



Top Seal Fittings (Sizes in Inches)



Size	Height	Width	Weight		Part Number
			Wt./ Lbs.	Wt./Kg.	
2	5.188	6.00	12	5	MX 0202 XXXX XX <sup>1</sup>
3 x 2	2.437	12.00	14	6	MX 0302 XXXX XX
3	3.25	12.00	15	7	MX 0303 XXXX XX
4 x 2	2.437	12.00	23	10	MX 0402 XXXX XX
4 x 3	3.25	12.00	24	11	MX 0403 XXXX XX
4	4.00	12.00	39	18	MX 0404 XXXX XX
6 x 2	2.437	12.00	32	15	MX 0602 XXXX XX
6 x 3	3.25	12.00	33	15	MX 0603 XXXX XX
6 x 4	4.00	12.00	48	22	MX 0604 XXXX XX
6	4.75	12.00	70	32	MX 0606 XXXX XX
8 x 2	2.437	12.00	105	48	MX 0802 XXXX XX
8 x 3	3.35	12.00	106	48	MX 0803 XXXX XX
8 x 4	4.00	12.00	121	55	MX 0804 XXXX XX
8 x 6	4.75	12.00	143	65	MX 0806 XXXX XX
8	4.75	15.00	167	76	MX 0808 XXXX XX
10 x 2	2.437	15.00	145	66	MX 1002 XXXX XX
10 x 3	3.25	15.00	146	66	MX 1003 XXXX XX
10 x 4	4.00	15.00	161	73	MX 1004 XXXX XX
10 x 6	4.75	15.00	183	83	MX 1006 XXXX XX
10 x 8	4.75	15.00	207	94	MX 1008 XXXX XX
10	5.25	21.00	263	120	MX 1010 XXXX XX
12 x 2	2.437	15.00	178	81	MX 1202 XXXX XX
12 x 3	3.25	15.00	179	81	MX 1203 XXXX XX
12 x 4	4.00	15.00	194	88	MX 1204 XXXX XX
12 x 6	4.75	15.00	216	98	MX 1206 XXXX XX
12 x 8	4.75	15.00	240	109	MX 1208 XXXX XX
12 x 10	4.25	24.00	296	135	MX 1210 XXXX XX
12	5.25	24.00	341	155	MX 1212 XXXX XX

<sup>1</sup> 2-inch size is cast iron body with screw-in type outlet.

Note: Consult factory for sizes not shown

Legend of Top Seal Fitting Part Numbers

MA	Top Seal -- Type IIA Flange
MB	Top Seal -- Type IIA Flange (3-WAY Tee)
MC	Top Seal -- RFWN Flange
MD	Top Seal -- Type I SHORTSTOPP Flange
ME	Top Seal -- Cam Flange
-XXXX <sup>1</sup>	Next 4 characters represent run size branch size
-XXXX <sup>2</sup>	Next 4 characters are pipe OD inches
-XX <sup>3</sup>	<sup>3</sup> 00 Primer Coating, Carbon Steel Hardware
	<sup>3</sup> 01 Epoxy Coating, Stainless Steel Hardware

<sup>1</sup>Example: 0806 = 8 inch run, 6 inch branch - <sup>2</sup>Example: 1075 = 10-3/4 inches

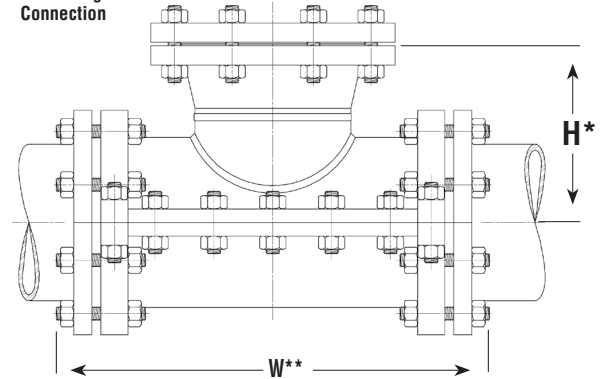


End Seal Fittings (Sizes in Inches)

Size	Height	Weight		Part Number
		Lbs.	Kg.	
2	5.188	67	30	MX 0202 XXXX XX <sup>1</sup>
3 x 2	2.895	90	41	MX 0302 XXXX XX
3	3.695	109	50	MX 0303 XXXX XX
4 x 2	2.895	113	51	MX 0402 XXXX XX
4 x 3	3.695	128	58	MX 0403 XXXX XX
4	4.435	158	72	MX 0404 XXXX XX
6 x 2	2.895	151	69	MX 0602 XXXX XX
6 x 3	3.695	170	77	MX 0603 XXXX XX
6 x 4	4.435	202	92	MX 0604 XXXX XX
6	5.185	227	103	MX 0606 XXXX XX
8 x 2	2.895	183	83	MX 0802 XXXX XX
8 x 3	3.695	205	93	MX 0803 XXXX XX
8 x 4	4.435	240	109	MX 0804 XXXX XX
8 x 6	5.185	265	120	MX 0806 XXXX XX
8	5.185	318	145	MX 0808 XXXX XX
10 x 2	2.895	200	91	MX 1002 XXXX XX
10 x 3	3.695	224	102	MX 1003 XXXX XX
10 x 4	4.435	262	119	MX 1004 XXXX XX
10 x 6	5.185	287	130	MX 1006 XXXX XX
10 x 8	5.185	343	156	MX 1008 XXXX XX
10	5.315	405	184	MX 1010 XXXX XX
12 x 2	2.895	245	111	MX 1202 XXXX XX
12 x 3	3.695	270	123	MX 1203 XXXX XX
12 x 4	4.435	309	140	MX 1204 XXXX XX
12 x 6	5.185	334	152	MX 1206 XXXX XX
12 x 8	5.185	291	132	MX 1208 XXXX XX
12 x 10	5.315	453	206	MX 1210 XXXX XX
12	5.815	553	251	MX 1212 XXXX XX

<sup>1</sup> 2-inch size is cast iron body with screw in type outlet

■ End Seal Fitting with Flanged Connection



\*Height does not include bund flange or cap  
\*\*For overall width consult factory

Legend of Part Numbers

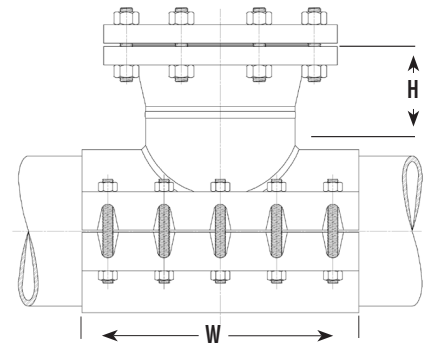
MF	End Seal -- Type IIA Flange
MG	End Seal -- Type IIA Flange (3-WAY Tee)
MH	End Seal -- RFWN Flange
MI	End Seal -- Type I SHORTSTOPP Flange
MJ	End Seal -- Cam Flange
-XXXX*	Next 4 characters represent run size branch size
-XXXX**	Next 4 characters are pipe OD inches
-XX	00 Primer Coating, Carbon Steel Hardware 01 Epoxy Coating, Stainless Steel Hardware

\*Example: 0806 = 8 inch run, 6 inch branch - \*\*Example: 1075 = 10-3/4 inches



**Spare Completion Plug O-Rings and Blind Flange Gaskets**

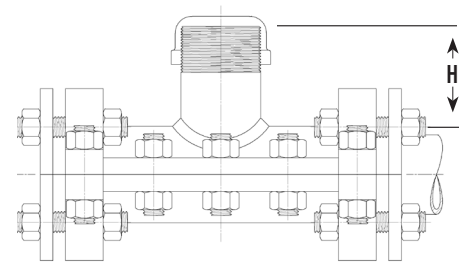
Nominal Size		O-Ring	Gasket
Inches	D/N	Part Number	Part Number
1-1/4	32	00-0117-0014	
1-1/2	38	00-0117-0010	
2	50	00-0117-0010	
3	80	00-0117-0013	
4	100	00-1250-0001	00-5238-0004
6	150	00-1250-0002	00-5238-0006
8	200	00-1250-0003	00-5238-0008
10	250	00-1250-0004	00-5238-0010
12	300	00-1250-0005	00-5238-0012
3 x 4	80 x 100	00-0117-0013	
4 x 6	100 x 150	00-1250-0001	00-5238-0004
6 x 8	150 x 200	00-1250-0002	00-5238-0006
8 x 10	200 x 250	00-1250-0003	00-5238-0008
8 x 12	200 x 300	00-1250-0003	00-5238-0008



■ Top Seal Fitting with Flanged Connection

**Valve-to-Fitting Adapters for 4- through 12-inches**

Nominal Size		Wt./ Lb.	Wt./Kg.	Part Number
Inches	D/N			
4	100	10	5	06-5724-0001
6	150	13	6	06-5724-0002
8	200	14	11	06-5724-0003
10	250	40	18	06-5724-0010
12	300	55	25	06-5724-0011
4 x 6	100 x 150	18	8	06-5724-0007
6 x 8	150 x 200	28-1/2	13	06-5724-0004
10 x 12	250 x 300	70	32	06-5724-0012



■ End Seal Fitting with Threaded Connection