



D-500 Threaded Closures

Sizes: 2- through 14-inch



T.D. Williamson

Bulletin No: **5100.004.01**

Version: 06.2012

Cross Indexing No: n/a

Supersedes: 5100.004.00 (11.2010)



■ D-500 Threaded Closure with Horizontal Hinge



■ D-500 Threaded Closure without Hinge



■ D-500 Threaded Closure with Vertical Hinge

Description

TDW D-500 Threaded Closures are easy-to-open closures suitable for use on pig traps, filters, strainers, scrubbers, heat exchangers, blowdowns, and many other types of vessels. They operate in fluids such as natural gas, refined products, water and crude oil.

TDW D-500 Closures are available in sizes 2- through 14-inch. Sizes 2- through 8-inch without hinges are standard stock. Sizes 10- through 14-inch with horizontal hinges are standard stock. Vertical hinged closures in sizes 4- through 8-inch are special order. All closures are furnished with material test certificates upon request.

TDW also designs, engineers and fabricates complete pigging systems that consist of launchers, receivers, closures, handling equipment, skids, pig passage indicators, launch pins, valves and piping, pigs, and spheres. TDW provides these systems in standard designs or built to the customer's specifications.

Features

The TDW D-500 Threaded Closure, available in sizes 2- through 14-inch, offers important advantages:

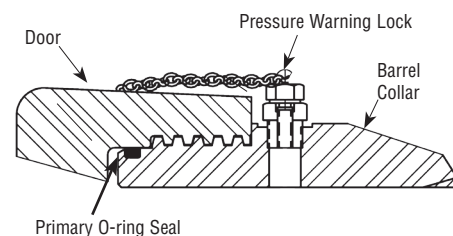
- A reliable seal. The large, cross-sectional diameter O-ring located on the barrel collar maintains a positive seal.
- Competitive price. The simple design of the TDW D-500 Threaded Closure means economical production.
- Quick delivery. TDW manufactures threaded closures in large quantities and keeps a well-stocked inventory to fill your orders promptly.
- Safety features. All threaded closures are equipped with a pressure warning lock, in accordance with UG-35 of ASME Sect. VIII, Div. 1, to alert the operator to the existence of internal pressure prior to opening the closure. In addition, the primary door seal is released before the threads are completely disengaged, which alerts the operator of internal pressure.

Options*

T.D. Williamson, Inc. is committed to providing you with the exact product to assist you in planning, budgeting and meeting the specifications for your individual application needs. The following options are available:

- Special Materials
- Material Certification
- Pressure Testing
- Special O-ring Material (standard O-ring material is Viton®)
- Taper-Bored to Match Pipe-Wall Thickness
- Special Design for Vertical Installation
- Horizontal hinges are standard on closures 10-inch and larger and are optional in sizes 4-, 6- and 8-inch

* Consult factory for additional options.



Viton® is a registered trademark of DuPont Performance Elastomers

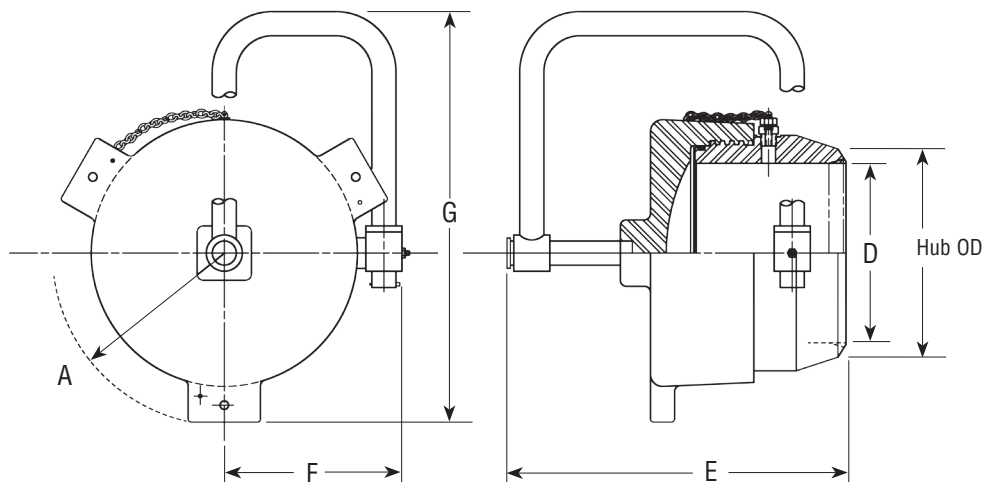
North and South America: 918-447-5400

Europe / Africa: 32-67-28-04-20

Middle East: 91-2667-619900

Asia / Pacific: 65-6364-8520

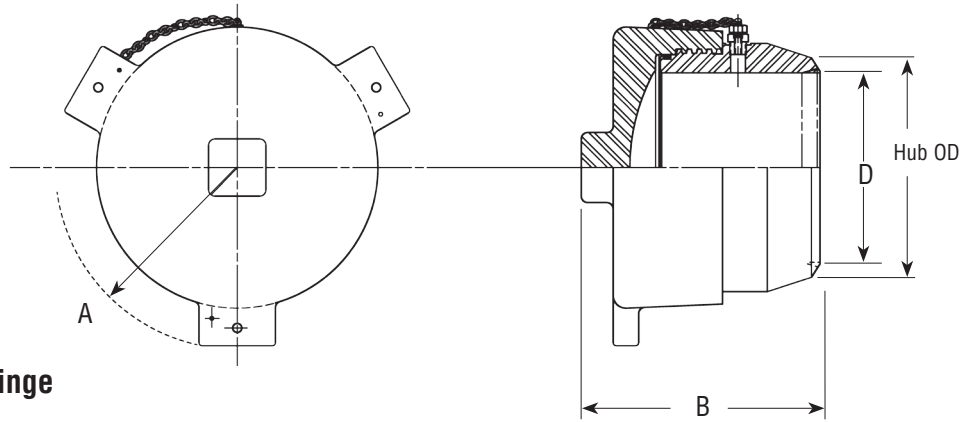
D-500 Threaded Closures



Threaded Closure with Horizontal Hinge Sizes 4- through 14-inch

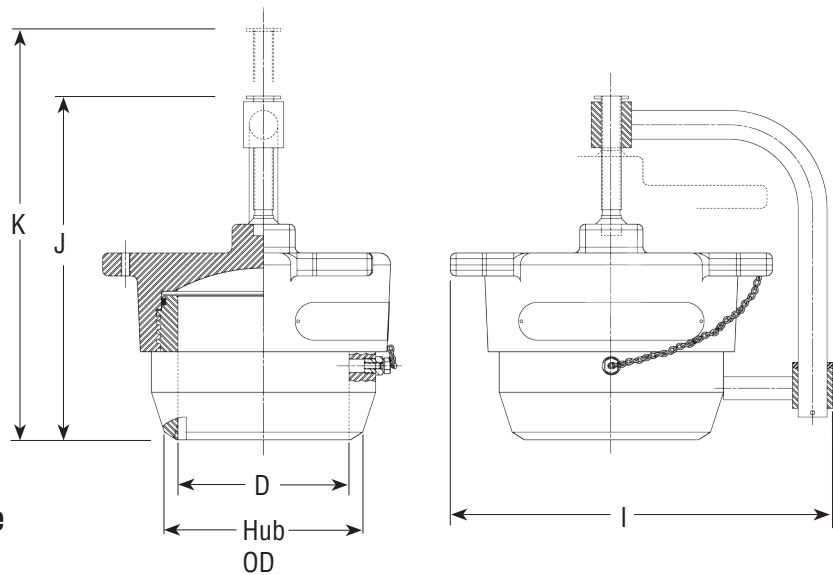
Size	A	D	E	F	G	Hub OD Inches	WT. lbs	Part Number
4	3.85	3.83	10.11	4.88	11.13	4.50	25	19-5004-0163
6	5.42	5.76	11.66	6.00	12.02	6.63	49	19-5006-0163
8	7.14	7.44	14.07	7.38	17.00	8.63	125	19-5008-0163
10	8.79	9.31	15.93	8.38	20.36	10.75	180	19-5010-0163
12	10.17	11.06	17.29	9.43	22.82	12.75	245	19-5012-0163
14	11.51	12.13	17.87	10.25	25.01	14.00	325	19-5014-0163

D-500 Threaded Closures



Threaded Closure without Hinge
Sizes 2- through 8-inch

Size Inches	A Inches	B Inches	D Inches	Hub OD Inches	WT. Lbs.	Part Number
2	2.55	5.06	1.94	2.38	10	19-5002-0063
3	3.31	5.36	2.90	3.50	14	19-5003-0063
4	3.85	6.32	3.83	4.50	18	19-5004-0063
6	5.42	7.47	5.76	6.63	43	19-5006-0063
8	7.14	9.37	7.44	8.63	100	19-5008-0063



Threaded Closure with Vertical Hinge
Sizes 4- through 8-inch

Size Inches	D Inches	I Inches	J Inches	K Inches	Hub OD Inches	WT. (Approx.) Lbs.	Part Number
4	3.83	10.63	10.98	13.01	4.50	25	19-5004-1163
6	5.76	13.33	12.55	14.98	6.63	52	19-5006-1163
8	7.44	16.62	14.93	17.87	8.63	125	19-5008-1163



D-500 Threaded Closures

Pressure Ratings

Nominal Pipe Size (Inches)	Stocked for Weld on to (Wall Thickness)	Maximum Allowable Working Pressure in psi						Max Test Pressure
		B31.3	B31.4 / B31.8				ASME VIII DIV 1	
			.40DF	.50 DF	.60 DF	.72 DF		
2	XS (.218)	2940	2135	2670	3205	3845	2375	4825
	STD(.154)	2470	2135	2670	3205	3845	2375	4825
3	XS (.300)	2500	1815	2270	2725	3270	2020	4100
	STD(.216)	2415	1815	2270	2725	3270	2020	4100
4	XS (.337)	2345	1705	2130	2555	3070	1895	3840
	STD(.237)	2060	1705	2130	2555	3070	1895	3840
6	XS (.432)	2100	1525	1910	2290	2750	1695	3450
	STD(.280)	1665	1525	1910	2290	2750	1695	3450
8	XS (.500)	2110	1535	1920	2305	2765	1705	3475
	STD (.322)	1465	1535	1920	2305	2765	1550	3475
10	XS (.500)	1875	1520	1900	2280	2740	1690	3425
	STD(.365)	1335	1425	1780	2135	2565	1415	3225
12	XS (.500)	1570	1575	1970	2365	2835	1660	3550
	STD(.375)	1155	1235	1540	1850	2220	1225	2800
14	XS (.500)	1425	1500	1875	2250	2700	1505	3375
	STD(.375)	1050	1125	1405	1685	2025	1115	2550

Temperature Ratings

-20°F (-29°C) to 100°F (38°C)

Temperatures greater than 100°F (38°C) and less than or equal to 500°F (242°C) at reduced MAWP with suitable O-Ring material.

Replacement O-Rings

Nominal Pipe Size (Inches)	Primary Seal O-Ring		Pressure Warning Lock			
	Viton® (Standard)	Buna-N	Screw	Bushing	Viton® O-Ring (Std)	Buna-N O-Ring
2	00-1247-0022	00-0117-0036	00-4576-0046	00-5213-0027	00-1245-0001	00-0115-0004
3	00-1247-0019	00-0117-0023	00-4576-0046	00-5213-0027	00-1245-0001	00-0115-0004
4	00-1247-0013	00-0117-0027	00-4576-0046	00-5213-0027	00-1245-0001	00-0115-0004
6	00-1248-0030	00-0118-0043	00-4576-0046	00-5213-0027	00-1245-0001	00-0115-0004
8	00-1248-0031	00-0118-0061	00-4576-0046	00-5213-0027	00-1245-0001	00-0115-0004
10	00-1248-0032	00-0118-0054	00-4576-0047	00-5213-0001	00-1245-0008	00-0115-0025
12	00-1249-0016	00-0119-0017	00-4576-0047	00-5213-0001	00-1245-0008	00-0115-0025
14	00-1249-0017	00-0119-0008	00-4576-0047	00-5213-0001	00-1245-0008	00-0115-0025