

SHORTSTOPP® II 4" x 6" Reduced Branch Plugging Machine

(1-1/4" Dia. Control Bar)



T.D. Williamson, Inc.

Data Sheet No. SSII-4x6

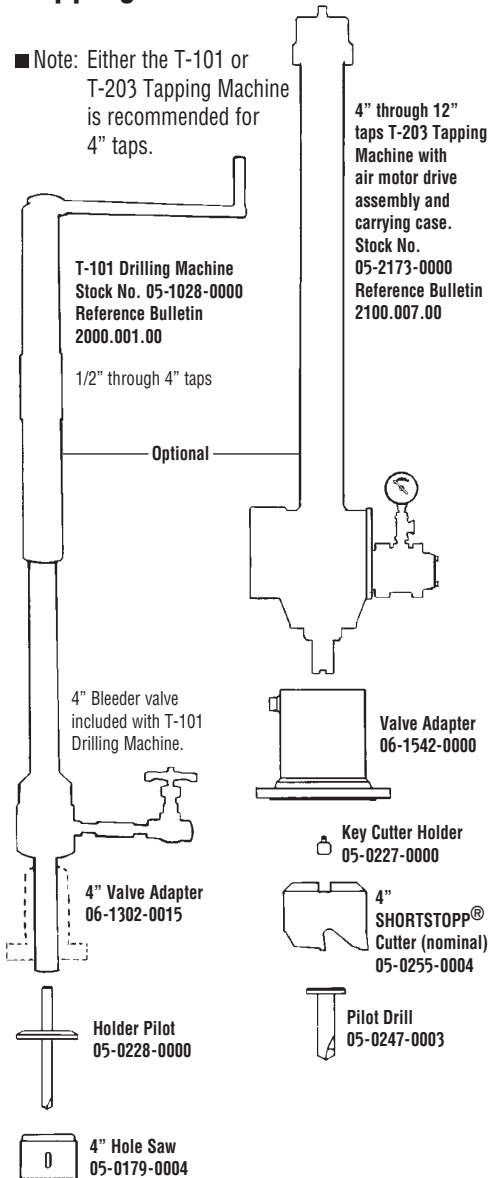
Date: September 2004

Supersedes: December 2003

Data Sheet No. SSII-4x6

Tapping

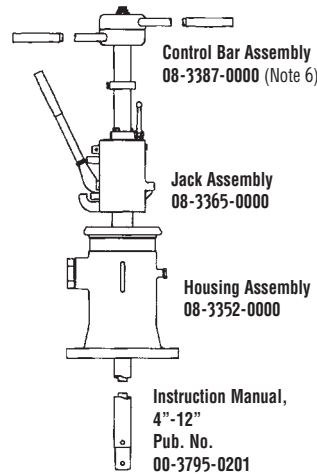
■ Note: Either the T-101 or T-203 Tapping Machine is recommended for 4" taps.



Plugging

4" x 6" Plugging Machine Assembly 08-3501-0406 (with 6" Housing 08-3511-0406)

Includes items below



Standard Plugging Head Assembly 08-3327-0000

Includes items below



Chip Sweep (see Note 6) or Sight Glass
Sealing Cup Not Included (Note 7)

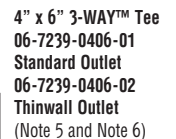
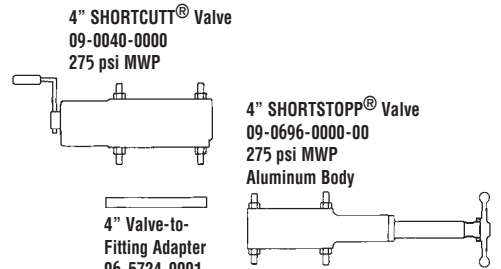
Bleeder Valve Accessory

Purchased separately



Sight Glass Kit 08-3424-0000-01 (Note 3)

See Sight Glass Data Sheet for details



6" Steel Pipe

Refer to back for fitting options.

Notes

- Maximum Working Pressure and Temperature:** 150 psi at 100°F or 120 psi at 180°F. Special cups and/or nosepieces may be required (see chart at right).
- Use 4" x 6" Pilot Drill** when making these reduced branch taps: use 05-0228-0000 with T-101 and 05-0247-0004 with 360, T-203. Special Tapping Adapter 06-8872-0005 required with T-101 when using with 6" valve.
- Sight Glass Kit** - Requires the use of the 4" T-203 Tapping Adapter. Part No. 06-1542-0000
- Bleeder valve and nipple** are provided with TDW Drilling

- Machines.
- Fitting** - Leaf-type completion plug and blind flange included.
- 4" Plugging Head Kit** adapts 1-1/4" control bar to plug 4" size-on-size lines and 3-WAY™ Tee Outlet. Kit 08-3419-0000 includes Plugging Head Assembly 08-3316-0000, chip sweep, control bar adapter and spacer.
- Sealing Elements** - Refer to chart at right.

Pipe ID	150 psi MWP Sealing Element	150 psi MWP Nosepiece
6.250-6.357	08-2332-0006-00	08-3327-1504
6.125-6.188	08-2332-0006-01	08-3327-1504
5.938-6.065	08-2332-0006-02	08-3327-0004
5.750-5.875	08-2332-0006-03	08-3327-0004

Consult factory for unlisted pipe IDs.



T.D. Williamson, Inc.

Data Sheet No. **SSII-4x6**

Fittings

Tapping and **SHORTSTOPP® II** Plugging Machine 4" x 6" Gas Main



■ **Welding Fitting**
See Bulletin 2100.003.00



■ **3-WAY™ Tee**
See Bulletin 2100.002.00



■ **Branch Type II 3-WAY™ Tee**
See Bulletin 2100.011



■ **Branch Type II Plugging Fitting**
See Bulletin 2100.010

■ **Note:** Consult your TDW representative for additional fitting options.