

SHORTSTOPP® II 3-inch Size-on-Size Plugging Machine

(1-inch Dia. Control Bar)



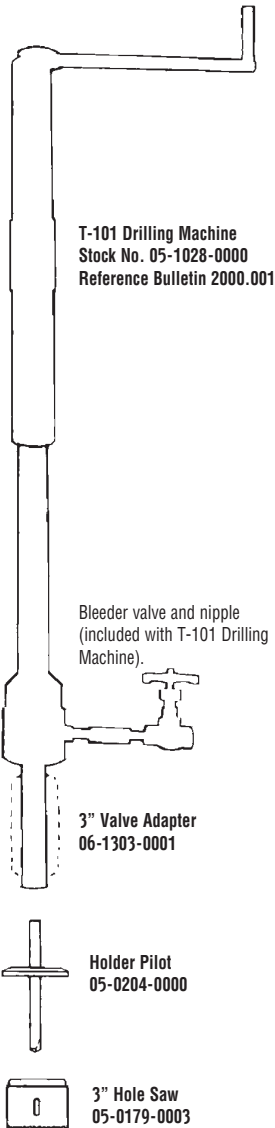
T.D. Williamson, Inc.

Data Sheet No. **SSII-3**

Date: September 2004

Supersedes: December 2003

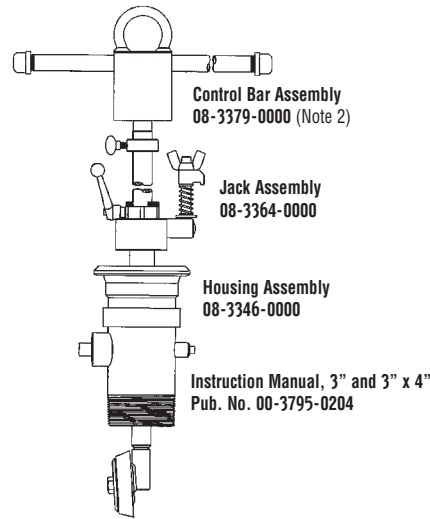
Tapping



Plugging

3" Plugging Machine Assembly 08-3500-0300

Includes items below



Standard Plugging Head Assembly 08-3314-0000

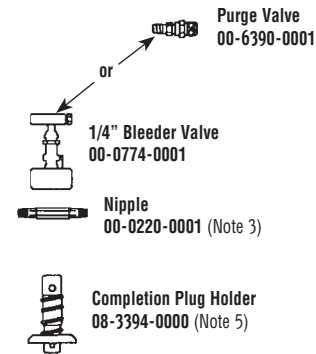
Includes items below



Sealing Element Not Included (Note 6)

Bleeder Valve Accessory

Purchased separately



3" Sight Glass Kit 08-3423-0000-03

See Sight Glass Data Sheet for details

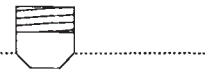
Carrying case for plugging machine sold separately 08-2481-0005

SHORTCUTT® Valve
09-0759-0000
500 psi MWP



3-WAY™ Tee
26-0218-0000-00 (Note 4)

SHORTSTOPP® Welding Fitting
26-0213-0000-00 (Note 4)



3" Steel Pipe

Refer to back for fitting options.

Notes

- Maximum Working Pressure and Temperature:** 60 psi at 180°F with standard plugging head components; with special cups, 200 psi at 100°F or 120 psi at 180°F (see chart at right). Pressure rating may be limited by valve selection.
- 3" x 4" Control Bar Assembly** may be used with 3" Plugging Head Control Bar Adapter 08-3421-0002 for plugging 3" pipe.
- Bleeder valve and nipple** are provided with

- TDW Drilling Machines.**
- Fitting** - Includes threaded completion plug and cap.
- Solid Completion Plug Holder** - 08-3393-000.
- Sealing Elements** - Refer to chart at right.

60 psi MWP Pipe ID	60 psi MWP Part No.	200 psi MWP Pipe ID	200 psi MWP Part No.
3.188-3.260	08-0502-0003-00	3.250-3.312	08-3428-0003-00
3.062-3.188	08-0114-0003-00	3.062-3.125	08-3427-0003-00
2.875-2.937	08-0114-0003-03	2.875-2.937	08-3427-0003-03

Consult factory for unlisted pipe ID.



T.D. Williamson, Inc.

Data Sheet No. SSII-3

Fittings

Tapping and SHORTSTOPP® II Plugging Machine 3-inch Gas Main




■ Welding Fitting
See Bulletin 2100.003



■ Spherical 3-WAY™ Tee
See Bulletin 2100.007



■ 3-WAY™ Tee
See Bulletin 2100.002



■ Branch Type II 3-WAY™ Tee
See Bulletin 2100.011



■ Branch Type II Plugging Fitting
See Bulletin 2100.010

■ Note: Consult your TDW representative for additional fitting options.

Data Sheet No. SSII-3