

SHORTSTOPP® Bolt-On 3-WAY™ Tee

Sizes: 2- through 12-inches



T. D. Williamson, Inc.

Bulletin No: **2100.011.00**
 Date: May 2002
 Cross Indexing No: n/a
 Supersedes: n/a

■ **Branch Type II 3-WAY Tee®**
 4- to 12 inch
 (Top Seal Shown)



Description

TDW's Bolt-On 3-WAY™ Tee is designed for use with TDW Tapping and SHORTSTOPP® Plugging Machine Systems. It is used for main relocations, equipment tie-ins, lateral connections, line extensions, crossovers, temporary or permanent bypass, eliminating the need for a valve on the connection and making repairs, all without shutdown.

Fittings are available in sizes 2- through 12-inches. The 2- and 3-inch sizes have threaded equipment connections. The design of the 4- through 12-inch Type IIA 3-WAY Tee requires a reusable bolt-on flange adapter, which adapts the tee to TDW SHORTCUTT® and SHORTSTOPP Valves. Sizes 14-inches and larger are available.

These tees come complete including the top half, bottom half, bolts, nuts, O-ring seals, gaskets, completion plug and blind flange or cap.

Features

TDW's Bolt-On Top Seal and End Seal tees can be used on a variety of pipe materials including steel, ductile iron and cast iron. They have a broad range of nominal pipe sizes and can allow for broad variances in actual outside diameters.

All tees are designed to ASME B31.8 standards. The maximum working pressure of the fitting is 60 psig (4 bar) at 150°F (51°C).

The 2-inch tee bodies are forged ASTM A-105 carbon steel. Size 3-inch tees are ASTM A-234 Grade WPB steel. Sizes 4- through 12-inch tees are either fabricated from ASTM A-106 Grade B or ASTM A-234 Grade WPB steel. Sleeve body materials are ASTM A285 Grade C. Stud and nut materials come in ASTM A B7 Studs or ASTM A304 Stainless Steel studs and nuts. The body-to-main seal is 55 to 60 durometer Buna-N.

To isolate flow or pressure into connecting lines, the side outlet of the tee can be plugged with TDW SHORTSTOPP Plugging Machine equipment at pressures up to 60 psig.

Options

Tees can be supplied with steel-to-medium- or high-density polyethylene transition fittings welded on the outlets from the factory.

Tees can be supplied in a Top Seal or Circumferential End Seal designs for the fitting-to-main attachment.

Top Seal Tees can be supplied with a CSP package or an ESS package. The standard CSP package includes carbon steel hardware and primer coating. The ESS corrosion resistant package includes stainless steel hardware, Fusion Bonded Epoxy coating and an elastomer insulator.

All fittings can be supplied with either primer coating or Fusion Bonded Epoxy coating.

Tapping Sleeves are available in a full range of sizes from 2- through 24-inches.

Note: Due to the broad range of cast iron pipe ODs and IDs in service, it is necessary to verify dimensions and consult the factory in advance of a fitting purchase to insure compatibility.

■ **2- to 3-inch 3-WAY™ Tee**
 (Top Seal Shown)



ISO 9001 Certified

Toll Free

1-888-TDWmSon (839-6766)

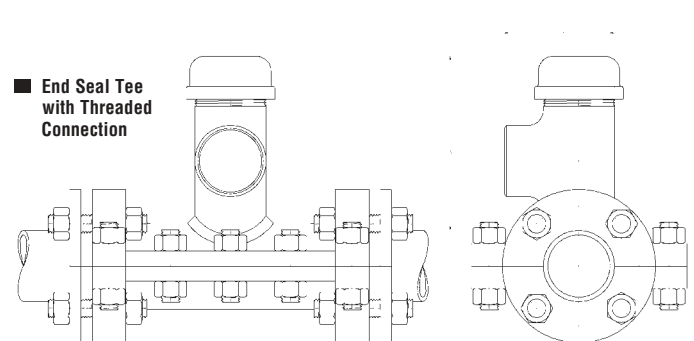
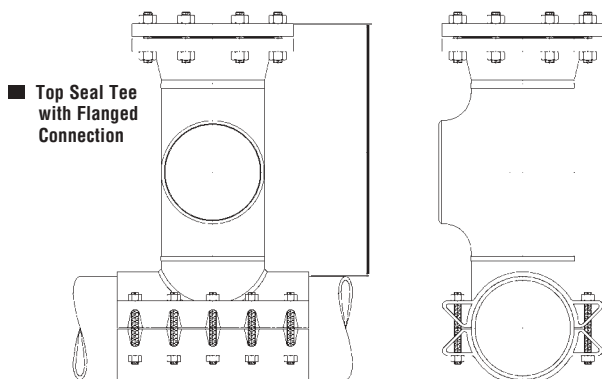


Top Seal 3-WAY™ Tees (Sizes in Inches)

Nominal Size	Width to		Wt./Lb.	Wt./Kg.	Part Number
	Inches	Outlet			
2	5.02	3.25	16	7	MX 0202 XXXX XX
3 x 2	5.02	3.25	18	8	MX 0302 XXXX XX
3	7.06	4.75	23	10	MX 0303 XXXX XX
4 x 2	5.02	3.25	54	25	MX 0402 XXXX XX
4 x 3	7.06	4.75	32	15	MX 0403 XXXX XX
4	9.69	6.75	71	32	MX 0404 XXXX XX
6 x 2	5.02	3.25	36	16	MX 0602 XXXX XX
6 x 3	7.06	4.75	41	19	MX 0603 XXXX XX
6 x 4	9.69	6.75	63	29	MX 0604 XXXX XX
6	12.81	8.81	80	36	MX 0606 XXXX XX
8 x 2	5.02	3.25	109	50	MX 0802 XXXX XX
8 x 3	7.06	4.75	114	52	MX 0803 XXXX XX
8 x 4	9.69	6.75	136	62	MX 0804 XXXX XX
8 x 6	12.81	8.81	153	70	MX 0806 XXXX XX
8	14.06	10.75	228	104	MX 0808 XXXX XX
10 x 2	5.02	3.25	149	68	MX 1002 XXXX XX
10 x 3	7.06	4.75	154	70	MX 1003 XXXX XX
10 x 4	9.69	6.75	176	80	MX 1004 XXXX XX
10 x 6	12.81	8.81	193	88	MX 1006 XXXX XX
10 x 8	14.06	10.75	268	122	MX 1008 XXXX XX
10	15.94	14.87	323	147	MX 1010 XXXX XX
12 x 2	5.02	3.25	182	83	MX 1202 XXXX XX
12 x 3	7.06	4.75	187	85	MX 1203 XXXX XX
12 x 4	9.69	6.75	209	95	MX 1204 XXXX XX
12 x 6	12.81	8.81	226	103	MX 1206 XXXX XX
12 x 8	14.06	10.75	301	137	MX 1208 XXXX XX
12 x 10	15.94	14.87	356	162	MX 1210 XXXX XX
12	18.81	17.37	449	204	MX 1212 XXXX XX

End Seal 3-WAY™ Tees (Sizes in Inches)

Nominal Size	Width to		Wt./Lb.	Wt./Kg.	Part Number
	Inches	Outlet			
2	5.395	3.25	71	32	MX 0202 XXXX XX
3 x 2	5.395	3.25	94	43	MX 0302 XXXX XX
3	7.435	4.75	117	53	MX 0303 XXXX XX
4 x 2	5.395	3.25	117	53	MX 0402 XXXX XX
4 x 3	7.435	4.75	136	62	MX 0403 XXXX XX
4	10.065	6.75	190	86	MX 0404 XXXX XX
6 x 2	5.395	3.25	155	70	MX 0602 XXXX XX
6 x 3	7.435	4.75	178	81	MX 0603 XXXX XX
6 x 4	10.065	6.75	190	86	MX 0604 XXXX XX
6	13.185	8.81	237	108	MX 0606 XXXX XX
8 x 2	5.395	3.25	187	85	MX 0802 XXXX XX
8 x 3	7.435	4.75	213	97	MX 0803 XXXX XX
8 x 4	10.065	6.75	255	116	MX 0804 XXXX XX
8 x 6	13.185	8.81	275	125	MX 0806 XXXX XX
8	14.435	10.75	379	172	MX 0808 XXXX XX
10 x 2	5.395	3.25	204	93	MX 1002 XXXX XX
10 x 3	7.435	4.75	232	105	MX 0303 XXXX XX
10 x 4	10.065	6.75	277	126	MX 1004 XXXX XX
10 x 6	13.185	8.81	297	135	MX 1006 XXXX XX
10 x 8	14.435	10.75	404	184	MX 1008 XXXX XX
10	16.315	14.87	465	211	MX 1010 XXXX XX
12 x 2	5.395	3.25	249	113	MX 1202 XXXX XX
12 x 3	7.435	4.75	278	126	MX 1203 XXXX XX
12 x 4	10.065	6.75	324	147	MX 1204 XXXX XX
12 x 6	13.185	8.81	344	156	MX 1206 XXXX XX
12 x 8	14.435	10.75	352	160	MX 1208 XXXX XX
12 x 10	16.315	14.87	513	233	MX 1210 XXXX XX
12	19.185	17.37	661	300	MX 1212 XXXX XX



Valve-to-Fitting Adapters for 4- through 12-inches

Nominal Size				
Inches	D/N	Wt./Lb.	Wt./Kg.	Part Number
4	100	10	5	06-5724-0001
6	150	13	6	06-5724-0002
8	200	14	11	06-5724-0003
10	250	40	18	06-5724-0010
12	300	55	25	06-5724-0011
4 x 6	100 x 150	18	8	06-5724-0007
6 x 8	150 x 200	28-1/2	13	06-5724-0004
10 x 12	250 x 300	70	32	06-5724-0012

Legend of Part Numbers

MA	Top Seal -- Type IIA Flange
MB	Top Seal -- Type IIA Flange (3-WAY Tee)
MC	Top Seal -- RFWN Flange
MD	Top Seal -- Type I SHORTSTOPP Flange
ME	Top Seal -- Cam Flange
MF	End Seal -- Type IIA Flange
MG	End Seal -- Type IIA Flange (3-WAY Tee)
MH	End Seal -- RFWN Flange
MI	End Seal -- Type I SHORTSTOPP Flange
MJ	End Seal -- Cam Flange
-XXXX	Next 4 characters represent run size & branch size
-XXXX	Pipe OD inches and two place decimal
-XX	Suffix number shown below

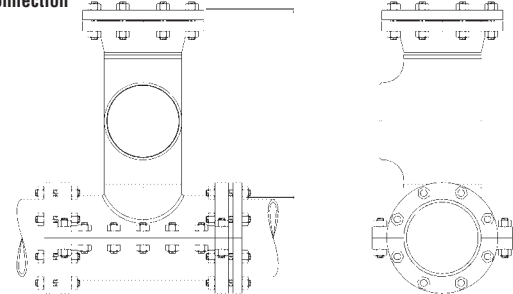
Legend of Suffix Meanings

00	Primer Coating, Carbon Steel Hardware, Thin Wall Outlet
01	Epoxy Coating, Stainless Steel Hardware, Thin Wall Outlet
02	Primer Coating, Carbon Steel Hardware, Thin Wall Outlet
03	Epoxy Coating, Stainless Steel Hardware, Thin Wall Outlet
04	Primer Coating, Carbon Steel Hardware, 2406 Transition
05	Primer Coating, Stainless Steel Hardware, 3408 Transition
06	Epoxy Coating, Stainless Steel Hardware, 2406 Transition
07	Epoxy Coating, Stainless Steel Hardware, 3408 Transition

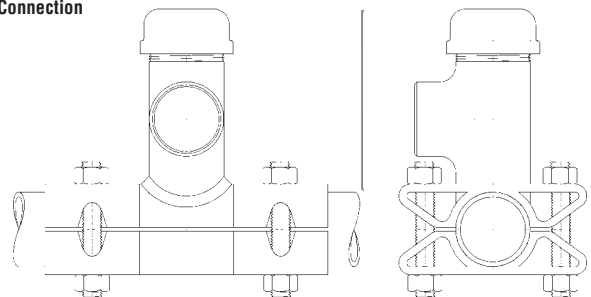
Spare Completion Plug O-Rings & Blind Flange Gaskets

Nominal Size		O-Ring	Gasket
Inches	D/N	Part Number	Part Number
1-1/4	32	00-0117-0014	
1-1/2	38	00-0117-0010	
2	50	00-0117-0010	
3	80	00-0117-0013	
4	100	00-1250-0001	00-5238-0004
6	150	00-1250-0002	00-5238-0006
8	200	00-1250-0003	00-5238-0008
10	250	00-1250-0004	00-5238-0010
12	300	00-1250-0005	00-5238-0012
3 x 4	80 x 100	00-0117-0013	
4 x 6	100 x 150	00-1250-0001	00-5238-0004
6 x 8	150 x 200	00-1250-0002	00-5238-0006
8 x 10	200 x 250	00-1250-0003	00-5238-0008
8 x 12	200 x 300	00-1250-0003	00-5238-0008

■ End Seal Tee with Flanged Connection



■ Top Seal Tee with Threaded Connection





T. D. Williamson, Inc.